




















Tartalom Jegyzék

Kép / Image	Sz. / No.	Termék Csoport / Product Groups	Oldal / Page
Általános Információk / General Information			4-5-5
	Roppantó Gyűrű / Ferrules		
		• PF-PTFE	8
		• PF-W-PTFE	8
		• PF-R7	9
		• P1	10
		• P9	11
		• P3	12
		• P2	13
		• P8	14
	• P5	14	
	DKOL- DKOS Metrikus Csatlakozók / Tapered Nipples with O-ring		
		• Egyenes Hollanderes Csatlakozó L / Light Series - Straight	15
		• Egyenes Hollanderes Csatlakozó S / Heavy Series - Straight	16
		• Hollanderes 45° Könyök Csatlakozó L / Light Series - 45° Elbow	17
		• Hollanderes 45° Könyök Csatlakozó S / Heavy Series - 45°-Elbow	18
		• Hollanderes 90° Könyök Csatlakozó L / Light Series - 90°-Elbow	19
	DKL Univezális kúpos Metrikus Csatlakozók / Universal Tapered Nipples		
		• Egyenes Hollanderes Csatlakozó L / Light Series - Straight	21
		• Hollanderes 90° Könyök Csatlakozó L / Light Series - 90°-Elbow	22
	BEL és BES –BE Cső csatlakozó / Pipe Connectors		
		• Cső Csatlakozó L Széria - Egyenes / Light Series - Straight	24
		• Cső Csatlakozó S Széria - Egyenes / Heavy Series - Straight	25
		• Cső Csatlakozó Colos méret - Egyenes / Straight	26
		• BEL- BES Cső Csatlakozó - 45°-os Könyök / 45°-Elbow	27
	• BEL- BES Cső Csatlakozó - 90°-os Könyök / 90°-Elbow	28	

Kép / Image	Sz. / No.	Termék Csoport / Product Groups	Letöltés / Download
	DKR- BSP menetű Csatlakozók / Tapered Nipples		
		• Hollanderes Egyenes Csatlakozó BSP 60° Kúppal / BSP - 60° - Straight	29
		• Hollanderes 90°-Könyök BSP 60° Kúppal / BSP - 60° - 90°-Elbow	30
		• Hollanderes 45°-Könyök BSP 60° Kúppal / BSP - 60° - 45°-Elbow	31
	DRF BSP menetű Csatlakozók / Nipples - Flat sealing		
		• Hollanderes Egyenes Csatlakozó BSP Lapon Tömítő / BSP - Straight	32
		• Hollanderes 90°-Könyök Csatlakozó BSP Lapon T. / BSP - 90°-Elbow	33
	DKJ – AGJ - JIC- 37°-os Csatlakozók / JIC - 37°		
		• Hollanderes Egyenes Csatlakozó / Female Nipples - Straight	34
		• Hollanderes 45°-Könyök Csatlakozó / Female Nipples - 45°-Elbow	35
		• Hollanderes 90°-Könyök Csatlakozó / Female Nipples - 90°-Elbow	36
		• Holl. E. Cs. Dupla Hatszöggel / Female Nipples with Double Hexagon	37
		• Külsőmenetes Csatlakozó / Male Nipples	38
	Külsőmenetes Csatlakozók / Male Nipples		
		• CEL - Csatlakozó Metrikus - 24°-Kúp / Light Series - Metric - 24°-Cone	39
		• CES - Csatlakozó Metrikus - 24°-Kúp / Heavy Series - Metric - 24°-Cone	40
		• AGR - Csatlakozó BSP - 60°- Kúp / BSP - 60°-Cone	41
		• AGF - Csatlakozó BSP - Lapon Tömítő / BSP - Flat sealing	42
		• AGRk - Csatlakozó BSP – Kúposmenet / Taper	43
		• AGN - Csatlakozó NPT / NPT	44
	Tömlő Toldó Fitting / Double-Hose Connectors		
		• Tömlő Toldó Csatlakozó / Double-Hose Connectors	45
	Nagynyomású Mosó Csatlakozó / Waterwash-Nipples		
		• Nagynyomású Mosó Csatlakozó / Waterwash-Nipples	45
	SAE Peremes Csatlakozók /SAE-Flanged Nipples		
		• SFL-SFS Egyenes Peremes Csatlakozó / Straight	46
		• SFL-SFS Peremes Csatlakozó 90°-Könyök / 90°-Elbow	47
		• SFL-SFS Peremes Csatlakozó 45°-Könyök / 45°-Elbow	48

Kép / Image	Sz. / No.	Termék Csoport / Product Groups	Letöltés / Download
	Szemcsvar / Bolts		
		• Szemcsvar Metrikus / Bolts	49
	Szemes Csatlakozó Forraszható / Banjos		
		• Szemes Csatlakozó Metrikus / Banjos	50
	Szemes Csatlakozó / Banjos		
		• Szemes Csatlakozó Metrikus és BSP / Banjos	51
	SAE-Peremszorító Bilincs / SAE-Flange Clamp		
		• SAE-Peremszorító Bilincs / SAE-Flange Clamp	52
	SAE-Peremszorító Bilincs Hasított / SAE-Split Flange Halves		
		• SAE-Peremszorító Bilincs Hasított / SAE-Split Flange Halves	53
		• Metrikus Csavar Rugós alátéttel / Metric Screws inclusive snap ring	54
	Gyors-Kapcsolatbontású Fitting / Quick-Disconnect O-Nipples		
		• Gyors-Kapcsolatbontású Fitting / Quick-Disconnect O-Nipples	55
	ORFS- Külsőmenetes Csatlakozó / ORFS-Male Nipples		
		• ORFS- Külsőmenetes Csatlakozó / ORFS-Male Nipples	55
	ORFS –Hollanderes Csatlakozó / ORFS-Nipples		
		• ORFS – Egyenes / Straight	56
		• ORFS –90°-Könyök / 90°-Elbow	57
		• ORFS –45°-Könyök 45°-Elbow	58

Megtalálhatóak a szabványok szerinti üzemi nyomások, típusok és átmérők szerint.



Leírás Description	Szabvány Standard	Max. Üzemnyomás (bar) Max. Working Pressure in (bar)											
		Coll./Incs											
		3/16"	1/4"	5/16"	3/8"	1/2"	5/8"	3/4"	1"	1 1/4"	1 1/2"	2"	
		Dash											
		03	04	05	06	08	10	12	16	20	24	32	
		DN											
		5	6	8	10	12	16	19	25	31	38	50	
Külsőmenetes Csatlakozók BSP + BSP Kúpos menet Male Nipples BSP + Taper	AGR+AGRk	BS 5200 - ISO WD 8434-6	350	500	460	460	430	350	350	280	250	210	210
Hollandis Csatlakozók Unikúpos BSP menet O-gyűrűvel Tapered Nipples with O-ring	DKOR	BS 5200 - ISO WD 8434-6							350	280	250	210	210
Hollandis Csatlakozók - BSP Tapered Nipples - BSP	DKR-DKF	BS 5200 - ISO WD 8434-6	500	500	460	460	430	350	350	280	160	125	80
Hollandis Unikúpos Csatlakozók Universal Tapered Nipples	DKL	DIN 20066	250	250	250	250	250	160					
Hollandis 60° kúpos Csatlakozók Metrikus Universal Tapered Nipples	DKLL	DIN 20066							63	63	63	63	40
Külsőmenetes Metrikus Csatlakozók -24° Male Nipples Metric -24°	CEL	DIN 20066	415	400	350	330	275	250	215	165	125	100	
Hollandis Metrikus Csatlakozók -24° O-gyűrűvel Tapered Nipples with O-ring	DKOL	DIN 20066	415	400	350	330	275	250	215	165	125	100	
Külsőmenetes Metrikus Csatlakozók -24° Male Nipples Metric -24°	CES	DIN 20066	630	630	630	630	630	450	420	385	350	280	
Hollandis Metrikus Csatlakozók -24° O-gyűrűvel Tapered Nipples with O-ring	DKOS	DIN 20066	630	630	630	630	630	450	420	385	350	280	
Szemes csatlakozók Banjos	RGN	DIN 7641 + 7642	300	300	300	300	300	250	250	250			
JIC 37° - Külsőmenetes Csatlakozók JIC 37° - Male Nipples	AGJ	SAE 514	350	350	350	350	350	350	350	280	210	160	125
JIC 37° - Hollandis Csatlakozók JIC 37° - Female Nipples	DKJ	SAE 514	350	350	350	350	350	350	350	280	210	160	125
Külsőmenetes Csatlakozók -NPT Male Nipples -NPT	AGN	SAE 514	350	350	280	280	245	210	210	175	145	145	145
ORFS- Külsőmenetes Csatlakozók ORFS- Male Nipples	MORFS	SAE J 1453	420	460	460	460	420	420	420	350	275	210	
SAE- Peremes Csatlakozók SAE Flanged Nipples	SFL 3000 P.S.I.	SAE J 5186 / ISO6162-1					350		350	350	280	210	210
SAE- Peremes Csatlakozók SAE Flanged Nipples	SFL 6000 P.S.I.	SAE J 5186 / ISO6162-2					420		420	420	420	420	420
Steck-O-Nipples	SFL 6000 P.S.I.	SAE J 5186 / ISO6162-2		640		530	500		450	400	300	145	130

HÁNTOLÁSOS/SKIVE és a HÁNTOLÁS NÉLKÜLI/NON SKIVE roppantó gyűrűk a tömlő típusoknak megfelelően.



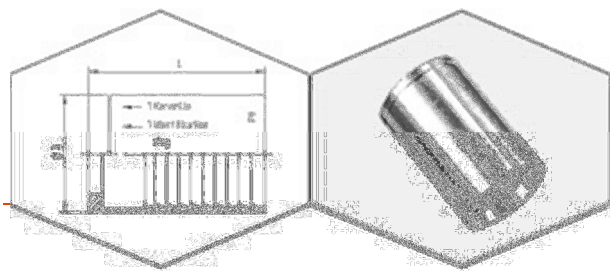
Tömlő Típus Hose - Type			2TE-EN 854	3TE-EN 854	1ST-EN 853	2ST-EN 853	1SN-EN 853 SAE 100 R1AT	2SN-EN 853 SAE 100 R2AT
DN	Dash	Coll/Incs	Gyűrű Típus Ferrule-Type	Gyűrű Típus Ferrule-Type	Gyűrű Típus Ferrule-Type	Gyűrű Típus Ferrule-Type	Gyűrű Típus Ferrule-Type	Gyűrű Típus Ferrule-Type
5	03	3/16"					P1 non skive	P2 non skive
6	04	1/4"	P1 non skive	P2 non skive	P1 skive	P3 skive	P1 / P5 non skive P1 skive	P2 / P5 non skive P3 skive
8	05	5/16"	P1 non skive	P2 non skive	P1 skive	P3 skive	P1 / P5 non skive P1 skive	P2 / P5 non skive P3 skive
10	06	3/8"	P1 non skive	P2 non skive	P1 skive	P3 skive	P1 / P5 non skive P1 skive	P2 / P5 non skive P3 skive
13	08	1/2"	P1 non skive	P2 non skive	P1 skive	P3 skive	P1 / P5 non skive P1 skive	P2 / P5 non skive P3 skive
16	10	5/8"	P1 non skive	P2 non skive	P1 skive	P3 skive	P1 / P5 non skive P1 skive	P2 / P5 non skive P3 skive
20	12	3/4"	P1 non skive	P2 non skive	P1 skive	P3 skive	P1 / P5 non skive P1 skive	P2 / P5 non skive P3 skive
25	16	1"	P1 non skive	P2 non skive	P1 skive	P3 skive	P1 / P5 non skive P1 skive	P2 / P5 non skive P3 skive
32	20	1 1/4"		P2 non skive	P1 skive	P3 skive	P1 non skive P1 skive	P8 non skive P3 skive
38	24	1 1/2"		P2 non skive	P1 skive	P3 skive	P1 non skive P1 skive	P8 non skive P3 skive
51	32	2"		P2 non skive	P1 skive	P3 skive	P1 non skive P1 skive	P8 non skive P3 skive
60	38	2 3/8"		P2 non skive				P8 non skive
76	48	3"						P8 non skive
80				P2 non skive				

Tömlő Típus Hose - Type			1SC-EN 857	2SC-EN 857	4SP-EN 856	4SH-EN 856	R13-EN 856	SAE 100 R15
DN	Dash	Coll/Incs	Gyűrű Típus Ferrule-Type	Gyűrű Típus Ferrule-Type	Gyűrű Típus Ferrule-Type	Gyűrű Típus Ferrule-Type	Gyűrű Típus Ferrule-Type	Gyűrű Típus Ferrule-Type
5	03	3/16"						
6	04	1/4"	P9 non skive	P1 / P5 non skive	P3 skive			
				P1 skive				
8	05	5/16"	P9 non skive	P1 / P5 non skive				
				P1 skive				
10	06	3/8"	P9 non skive	P1 / P5 non skive	P3 skive			
				P1 skive				
13	08	1/2"	P9 non skive	P1 / P5 non skive	P3 skive			
				P1 skive				
16	10	5/8"	P1 non skive	P1 / P5 non skive	P3 skive			
				P1 skive				
20	12	3/4"	P1 non skive	P1 / P5 non skive	P3 skive	P4-I Internal + external skive	P6-I Internal + external skive	P7-I Internal + external skive
				P1 skive				
25	16	1"	P1 non skive	P1 / P5 non skive	P3 skive	P4-I Internal + external skive	P6-I Internal + external skive	P7-I Internal + external skive
				P1 skive				
32	20	1 1/4"		P8 non skive	P3 skive	P4-I Internal + external skive	P6-I Internal + external skive	P7-I Internal + external skive
38	24	1 1/2"		P8 non skive	P3 skive	P4-I Internal + external skive	P6-I Internal + external skive	P7-I Internal + external skive
51	32	2"		P8 non skive	P3 skive	P4-I Internal + external skive	P6-I Internal + external skive	
60	38	2 3/8"						
76	48	3"						
80								



Tömlő Típus Hose - Type			R7-EN 855	PTFE -SIMA	PTFE - HULLÁMOS
DN	Dash	Coll/Incs	Gyűrű Típus Ferrule-Type	Gyűrű Típus Ferrule-Type	Gyűrű Típus Ferrule-Type
5	03	3/16"	PF - R7 non skive	PF - PTFE	
6	04	1/4"	PF - R7 non skive	PF - PTFE	PF - W - PTFE
8	05	5/16"	PF - R7 non skive	PF - PTFE	PF - W - PTFE
10	06	3/8"	PF - R7 non skive	PF - PTFE	PF - W - PTFE
13	08	1/2"	PF - R7 non skive	PF - PTFE	PF - W - PTFE
16	10	5/8"	PF - R7 non skive	PF - PTFE	PF - W - PTFE
20	12	3/4"	PF - R7 non skive	PF - PTFE	PF - W - PTFE
25	16	1"	PF - R7 non skive	PF - PTFE	PF - W - PTFE
32	20	1 1/4"			PF - W - PTFE
38	24	1 1/2"			
51	32	2"			
60	38	2 3/8"			
76	48	3"			
80					

PF-PTFE Roppantó Gyűrű Ferrules PF-PTFE



PF-PTFE

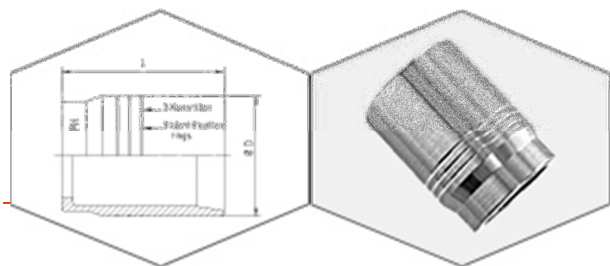
For Hose Type:

PTFE-Hose, heavy wall, with 1 braid, Category 17.20

To use for Nipples Category 2.15-2.59

Hose	Bore	D	L	Notes	Order-Code
DN	in.				
05	3/16"	12	24,5		PF-PTFE-DN 05
06	1/4"	14	33,0		PF-PTFE-DN 06
08	5/16"	17	33,0		PF-PTFE-DN 08
10	3/8"	19	33,0		PF-PTFE-DN 10
12	1/2"	23	35,0		PF-PTFE-DN 12
16	5/8"	27	38,0		PF-PTFE-DN 16
19	3/4"	30	44,0		PF-PTFE-DN 19
25	1"	37	50,0		PF-PTFE-DN 25

PF-W-PTFE Roppantó Gyűrű Ferrules PF-W-PTFE



PF-W-PTFE

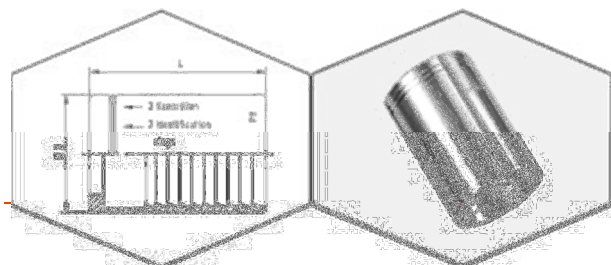
For Hose Type:

PT3W - PTFE-Convuluted-Hose, with 1 braid, Category 17.21

To use for Nipples Category 2.15-2.59

Hose	Bore	D	L	Notes	Order-Code
DN	in.				
06	1/4"	18,0	33,0		PF-W-PTFE-DN 06
08	5/16"	20,0	33,0		PF-W-PTFE-DN 08
10	3/8"	23,5	33,0		PF-W-PTFE-DN 10
12	1/2"	26,3	35,0		PF-W-PTFE-DN 12
16	5/8"	30,0	38,0		PF-W-PTFE-DN 16
19	3/4"	34,3	44,0		PF-W-PTFE-DN 19
25	1"	40,6	50,0		PF-W-PTFE-DN 25
31	1 1/4"				PF-W-PTFE-DN 31

PF-R7 Roppantó Gyűrű Ferrules PF-R7



PF-R7 - non skive

For Hose Type:

SAE 100 R7

To use for Nipples Category 2.15-2.59

Hose	Bore			Notes	Order-Code
DN	in.	D	L		
05	3/16"	14	26,5		PF-R7-DN 05
06	1/4"	18	34,5		PF-R7-DN 06
08	5/16"	19	34,5		PF-R7-DN 08
10	3/8"	22	35,0		PF-R7-DN 10
12	1/2"	25	37,0		PF-R7-DN 12
16	5/8"	30	40,0		PF-R7-DN 16
19	3/4"	33	45,0		PF-R7-DN 19
25	1"	40	50,0		PF-R7-DN 25

P1 Roppantó Gyűrű Ferrules P1

P1

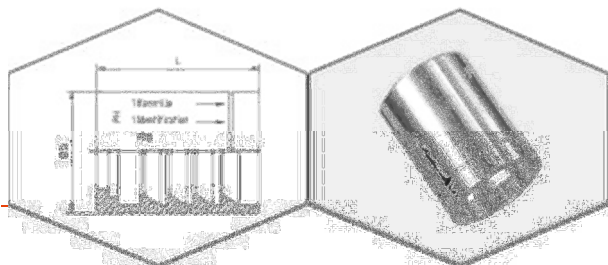
For Hose Type:

2 TE - DIN - EN 854 - DN <25

1 SN - DIN - EN 853 + SAE 100 R1AT / 1 ST - DIN - EN 853 + SAE 100 R 1 A

1 SC - DIN - EN 857 - DN 16 - 19 - 25 / 2 SC - Compact - DIN - EN 857

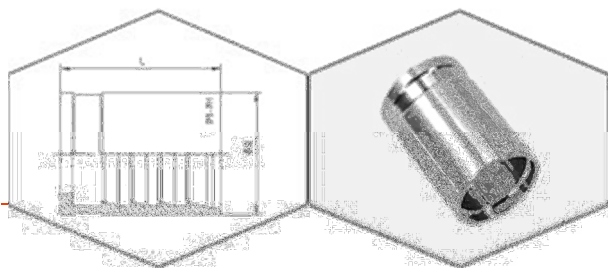
To use for Nipples Category 2.15-2.59



Hose	Bore	D	L	Notes	Order-Code
DN	in.				
05	3/16"	21	23,0	nur für 1 SN / only for 1 SN	P1-DN 05
06	1/4"	20	34,5		P1-DN 06
08	5/16"	22	34,5		P1-DN 08
10	3/8"	25	35,0		P1-DN 10
12	1/2"	28	37,0		P1-DN 12
16	5/8"	32	40,0		P1-DN 16
19	3/4"	36	45,0		P1-DN 19
25	1"	45	50,0		P1-DN 25
31	1 1/4"	55	70,0		P1-DN 31
38	1 1/2"	60	70,0		P1-DN 38
51	2"	76	80,0		P1-DN 51

P9 Roppantó Gyűrű

Ferrules P9



P9 - non skive

For Hose Type:

1 SC - DIN - EN 857

To use for Nipples Category 2.15-2.59

Hose	Bore	D	L	Notes	Order-Code
DN	in.				
06	1/4"	18	30,5		P9-DN 06
08	5/16"	19	32,0		P9-DN 08
10	3/8"	22	33,0		P9-DN 10
12	1/2"	26	34,0		P9-DN 12

P3 Roppantó Gyűrű Ferrules P3

P3 - skive

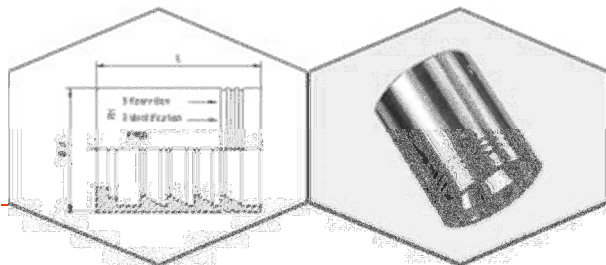
For Hose Type:

2 ST - DIN - EN 853 + SAE 100 R2A

2 SN - DIN - EN 853 + SAE 100 R2AT

4 SP - DIN - EN 856

To use for Nipples Category 2.15-2.59



Hose	Bore			Notes	Order-Code
DN	in.	D	L		
06	1/4"	22	34,5	signiert mit Sp4 / marked with Sp4	P3Sp4-DN 06
06	1/4"	22	34,5	nicht für Sp4 / not for Sp4	P3-DN 06
08	5/16"	24	34,5		P3-DN 08
10	3/8"	26	35,0		P3-DN 10
12	1/2"	30	37,0		P3-DN 12
16	5/8"	33	40,0		P3-DN 16
19	3/4"	38	45,0		P3-DN 19
25	1"	46	50,0		P3-DN 25
31	1 1/4"	58	70,0		P3-DN 31
38	1 1/2"	64	70,0		P3-DN 38
51	2"	76	80,0	nicht für Sp4 / not for Sp4	P3-DN 51
51	2"	76	80,0	signiert mit Sp4 / marked with Sp4	P3Sp4-DN 51

P2 Roppantó Gyűrű Ferrules P2

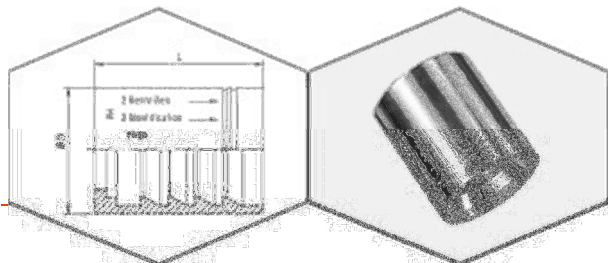
P2 - non skive

For Hose Type:

2 SN - DIN - EN 853 + SAE 100 R2AT - DN 06 bis DN 25

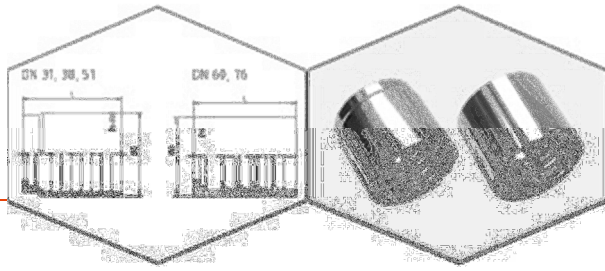
3 TE - DIN - EN 854 + 3 TB

To use for Nipples Category 2.15-2.59



Hose	Bore	D	L	Notes	Order-Code
DN	in.				
05	3/16"	21,0	23,0	nur für 2 SN / only for 2 SN	P2-DN 05
06	1/4"	22,0	34,5		P2-DN 06
08	5/16"	24,0	34,5		P2-DN 08
10	3/8"	26,0	35,0		P2-DN 10
12	1/2"	30,0	37,0		P2-DN 12
16	5/8"	33,0	40,0		P2-DN 16
19	3/4"	38,0	45,0		P2-DN 19
25	1"	46,0	50,0		P2-DN 25
31	1 1/4"	55,0	70,0	nicht für (not for) 2 SN	P2-DN 31
38	1 1/2"	60,0	70,0	nicht für (not for) 2 SN	P2-DN 38
51	2"	76,0	80,0	nicht für (not for) 2 SN	P2-DN 51
60	2 3/8"	82,5	72,0	nicht für (not for) 2 SN	P2-DN 60
80		108,0	90,0	nicht für (not for) 2 SN	P2-DN 80

P8 Roppantó Gyűrű Ferrules P8



P8 - non skive

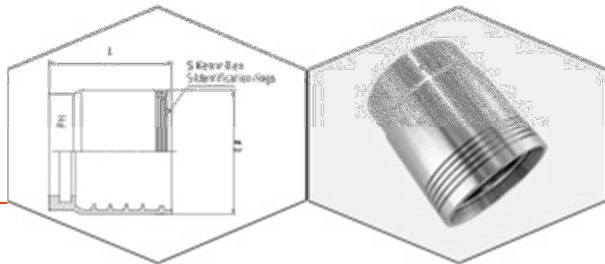
For Hose Type:

2 SN - DIN - EN 853 + 2 SC - DIN - EN 857 - DN 31, 38, 51

To use for Nipples Category 2.15-2.59

Hose	Bore			Notes	Order-Code
DN	in.	D	L		
31	1 1/4"	59,0	66,5		P8-DN 31
38	1 1/2"	67,0	67,0		P8-DN 38
51	2"	80,0	75,0		P8-DN 51
60	2 3/8"	82,5	72,0		P8-DN 60
76	3"	103,0	75,0		P8-DN 76

P5 Roppantó Gyűrű Ferrules P5



P5 - non skive

For Hose Type:

1 SN - DIN - EN 853

2 SN - DIN - EN 853

2 SC - DIN - EN 857

To use for Nipples Category 2.15-2.59

Hose	Bore			Notes	Order-Code
DN	in.	D	L		
06	1/4"	23	31,7		P5-DN 06
08	5/16"	24	31,5		P5-DN 08
10	3/8"	26	33,3		P5-DN 10
12	1/2"	29	34,5		P5-DN 12
16	5/8"	33	39,0		P5-DN 16
19	3/4"	37	44,0		P5-DN 19
25	1"	46	45,7		P5-DN 25

DKOL – Egyenes Hollanderes Csatlakozó Tapered Nipples with O-ring Light Series - Straight

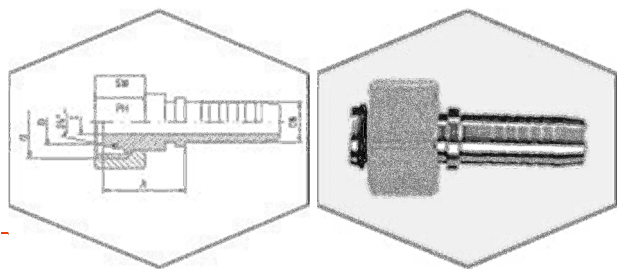
For Fittings with 24°-Cone and Solderless Connectors

DIN 2353 / DIN EN ISO 8434-1

Light Series = DKOL - Straight


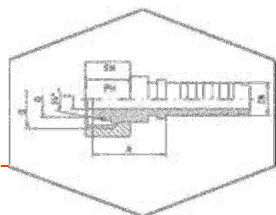
O-ring = NBR

On Request: Viton



Hose DN	Bore in.	Thread G	Tube O.D. D	Approx. Dimensions			Order-Code
				A	C	SW	
05	3/16"	M 12 x 1,5	6	19,5	3,0	14	DKOL-06-DN 05
06	1/4"	M 12 x 1,5	6	21,0	3,7	14	DKOL-06-DN 06
05	3/16"	M 14 x 1,5	8	23,5	3,0	17	DKOL-08-DN 05
06	1/4"	M 14 x 1,5	8	25,0	4,0	17	DKOL-08-DN 06
08	5/16"	M 14 x 1,5	8	22,0	5,5	17	DKOL-08-DN 08
10	3/8"	M 14 x 1,5	8	29,0	4,5	17	DKOL-08-DN 10
06	1/4"	M 16 x 1,5	10	27,0	4,0	19	DKOL-10-DN 06
08	5/16"	M 16 x 1,5	10	26,0	5,5	19	DKOL-10-DN 08
10	3/8"	M 16 x 1,5	10	26,0	7,0	19	DKOL-10-DN 10
06	1/4"	M 18 x 1,5	12	28,0	4,0	22	DKOL-12-DN 06
08	5/16"	M 18 x 1,5	12	28,0	5,5	22	DKOL-12-DN 08
10	3/8"	M 18 x 1,5	12	26,0	7,0	22	DKOL-12-DN 10
12	1/2"	M 18 x 1,5	12	26,0	8,0	22	DKOL-12-DN 12
06	1/4"	M 22 x 1,5	15	28,5	4,0	27	DKOL-15-DN 06
08	5/16"	M 22 x 1,5	15	28,5	5,5	27	DKOL-15-DN 08
10	3/8"	M 22 x 1,5	15	26,0	7,0	27	DKOL-15-DN 10
12	1/2"	M 22 x 1,5	15	27,0	9,5	27	DKOL-15-DN 12
16	5/8"	M 22 x 1,5	15	29,5	10,0	27	DKOL-15-DN 16
10	3/8"	M 26 x 1,5	18	24,0	7,0	32	DKOL-18-DN 10
12	1/2"	M 26 x 1,5	18	28,0	9,5	32	DKOL-18-DN 12
16	5/8"	M 26 x 1,5	18	29,5	12,5	32	DKOL-18-DN 16
19	3/4"	M 26 x 1,5	18	32,0	12,0	32	DKOL-18-DN 19
12	1/2"	M 30 x 2	22	32,5	9,5	36	DKOL-22-DN 12
16	5/8"	M 30 x 2	22	31,0	12,5	36	DKOL-22-DN 16
19	3/4"	M 30 x 2	22	33,0	14,5	36	DKOL-22-DN 19
25	1"	M 30 x 2	22	35,0	17,0	36	DKOL-22-DN 25
16	5/8"	M 36 x 2	28	33,0	12,5	41	DKOL-28-DN 16
19	3/4"	M 36 x 2	28	34,5	14,5	41	DKOL-28-DN 19
25	1"	M 36 x 2	28	34,5	20,0	41	DKOL-28-DN 25
25	1"	M 45 x 2	35	42,5	20,0	50	DKOL-35-DN 25
31	1 1/4"	M 45 x 2	35	37,0	25,5	50	DKOL-35-DN 31
31	1 1/4"	M 52 x 2	42	42,0	25,5	60	DKOL-42-DN 31
38	1 1/2"	M 52 x 2	42	37,0	31,5	60	DKOL-42-DN 38

DKOS – Egyenes Hollanderes Csatlakozó Tapered Nipples with O-ring Heavy Series - Straight



For Fittings with 24°-Cone and Solderless Connectors
DIN 2353 / DIN EN ISO 8434-1
Heavy Series = DKOS - Straight
O-ring = NBR
On Request: Viton

Hose	Bore	Thread	Tube O.D.	Approx. Dimensions			Order-Code
DN	in.	G	D	A	C	SW	
05	3/16"	M 14 x 1,5	6	19,5	3,0	17	DKOS-06-DN 05
06	1/4"	M 14 x 1,5	6	21,0	3,7	17	DKOS-06-DN 06
05	3/16"	M 16 x 1,5	8	23,5	3,0	19	DKOS-08-DN 05
06	1/4"	M 16 x 1,5	8	25,0	4,0	19	DKOS-08-DN 06
08	5/16"	M 16 x 1,5	8	22,0	5,5	19	DKOS-08-DN 08
10	3/8"	M 16 x 1,5	8	30,0	4,5	19	DKOS-08-DN 10
06	1/4"	M 18 x 1,5	10	27,0	4,0	22	DKOS-10-DN 06
08	5/16"	M 18 x 1,5	10	26,0	5,5	22	DKOS-10-DN 08
10	3/8"	M 18 x 1,5	10	26,0	7,0	22	DKOS-10-DN 10
06	1/4"	M 20 x 1,5	12	28,0	4,0	24	DKOS-12-DN 06
08	5/16"	M 20 x 1,5	12	28,0	5,5	24	DKOS-12-DN 08
10	3/8"	M 20 x 1,5	12	26,0	7,0	24	DKOS-12-DN 10
12	1/2"	M 20 x 1,5	12	26,0	8,0	24	DKOS-12-DN 12
08	5/16"	M 22 x 1,5	14		5,5	27	DKOS-14-DN 08
10	3/8"	M 22 x 1,5	14	27,0	7,0	27	DKOS-14-DN 10
06	1/4"	M 24 x 1,5	16	31,5	4,0	30	DKOS-16-DN 06
08	5/16"	M 24 x 1,5	16	31,5	5,5	30	DKOS-16-DN 08
10	3/8"	M 24 x 1,5	16	31,5	7,0	30	DKOS-16-DN 10
12	1/2"	M 24 x 1,5	16	31,5	9,5	30	DKOS-16-DN 12
16	5/8"	M 24 x 1,5	16	31,5	11,0	30	DKOS-16-DN 16
10	3/8"	M 30 x 2	20	37,0	7,0	36	DKOS-20-DN 10
12	1/2"	M 30 x 2	20	36,5	9,5	36	DKOS-20-DN 12
16	5/8"	M 30 x 2	20	37,5	12,5	36	DKOS-20-DN 16
19	3/4"	M 30 x 2	20	33,5	14,5	36	DKOS-20-DN 19
12	1/2"	M 36 x 2	25		9,5	46	DKOS-25-DN 12
16	5/8"	M 36 x 2	25	40,5	12,5	46	DKOS-25-DN 16
19	3/4"	M 36 x 2	25	41,0	14,5	46	DKOS-25-DN 19
25	1"	M 36 x 2	25	39,5	20,0	46	DKOS-25-DN 25
19	3/4"	M 42 x 2	30	44,0	14,5	50	DKOS-30-DN 19
25	1"	M 42 x 2	30	44,5	20,0	50	DKOS-30-DN 25
25	1"	M 52 x 2	38	50,5	20,0	60	DKOS-38-DN 25
31	1 1/4"	M 52 x 2	38	49,0	25,5	60	DKOS-38-DN 31
38	1 1/2"	M 52 x 2	38	40,5	29,0	60	DKOS-38-DN 38
38	1 1/2"	M 68 x 2	50	49,0	31,5	80	DKOS-50-DN 38

DKOL –Hollanderes 45° Könyök Csatlakozó

Tapered Nipples with O-ring Light Series - 45° Elbow

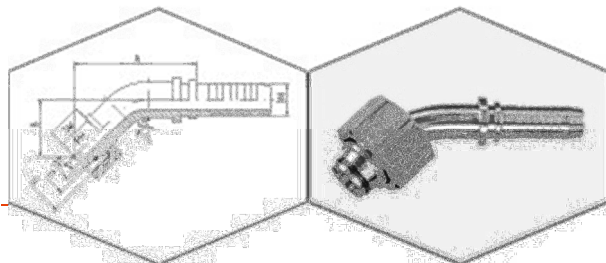
For Fittings with 24°-Cone and Solderless Connectors

DIN 2353 / DIN EN ISO 8434-1

Light Series = DKOL - 45°

O-ring = NBR

On Request: Viton



Hose	Bore	Thread	Tube O.D.	Approx. Dimensions				Order-Code
DN	in.	G	D	A	B	C	SW	
05	3/16"	M 12 x 1,5	6	44,5	22,5	3,0	14	DKOL-06-45°-DN 05
06	1/4"	M 12 x 1,5	6	37,0	15,0	4,0	14	DKOL-06-45°-DN 06
05	3/16"	M 14 x 1,5	8	37,0	16,5	3,0	17	DKOL-08-45°-DN 05
06	1/4"	M 14 x 1,5	8	38,5	16,5	4,0	17	DKOL-08-45°-DN 06
08	5/16"	M 14 x 1,5	8	51,0	26,0	4,5	17	DKOL-08-45°-DN 08
06	1/4"	M 16 x 1,5	10	38,5	16,5	4,0	19	DKOL-10-45°-DN 06
08	5/16"	M 16 x 1,5	10	44,5	19,0	5,5	19	DKOL-10-45°-DN 08
10	3/8"	M 16 x 1,5	10	45,5	20,0	7,0	19	DKOL-10-45°-DN 10
06	1/4"	M 18 x 1,5	12	42,0	19,5	4,0	22	DKOL-12-45°-DN 06
08	5/16"	M 18 x 1,5	12	44,5	19,0	5,5	22	DKOL-12-45°-DN 08
10	3/8"	M 18 x 1,5	12	43,5	18,5	7,0	22	DKOL-12-45°-DN 10
12	1/2"	M 18 x 1,5	12	62,5	27,5	8,5	22	DKOL-12-45°-DN 12
10	3/8"	M 22 x 1,5	15	53,5	21,5	7,0	27	DKOL-15-45°-DN 10
12	1/2"	M 22 x 1,5	15	54,5	20,5	9,5	27	DKOL-15-45°-DN 12
12	1/2"	M 26 x 1,5	18	60,5	23,5	9,0	32	DKOL-18-45°-DN 12
16	5/8"	M 26 x 1,5	18	65,0	26,5	12,5	32	DKOL-18-45°-DN 16
16	5/8"	M 30 x 2	22	91,5	36,5	12,0	36	DKOL-22-45°-DN 16
19	3/4"	M 30 x 2	22	70,0	28,0	14,5	36	DKOL-22-45°-DN 19
19	3/4"	M 36 x 2	28				41	DKOL-28-45°-DN 19
25	1"	M 36 x 2	28	93,0	33,0	20,0	41	DKOL-28-45°-DN 25
31	1 1/4"	M 45 x 2	35	100,0	44,0	25,0	50	DKOL-35-45°-DN 31
38	1 1/2"	M 52 x 2	42	111,0	48,0	31,0	60	DKOL-42-45°-DN 38

DKOS –Hollanderes 45° Könyök Csatlakozó

Tapered Nipples with O-ring Heavy Series - 45°-Elbow

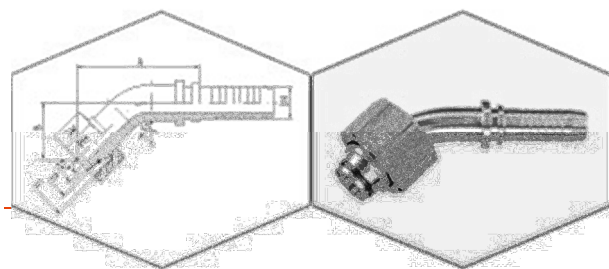
For Fittings with 24°-Cone and Solderless Connectors

DIN 2353 / DIN EN ISO 8434-1

Heavy Series = DKOS - 45°

O-ring = NBR

On Request: Viton



Hose	Bore	Thread	Tube O.D.	Approx. Dimensions				Order-Code
DN	in.	G	D	A	B	C	SW	
05	3/16"	M 14 x 1,5	6			3,0	17	DKOS-06-45°-DN 05
06	1/4"	M 14 x 1,5	6	37,0	15,0	4,0	17	DKOS-06-45°-DN 06
05	3/16"	M 16 x 1,5	8			3,0	19	DKOS-08-45°-DN 05
06	1/4"	M 16 x 1,5	8	38,5	16,5	4,0	19	DKOS-08-45°-DN 06
08	5/16"	M 16 x 1,5	8	48,0	23,0	4,0	19	DKOS-08-45°-DN 08
06	1/4"	M 18 x 1,5	10	38,5	16,5	4,0	22	DKOS-10-45°-DN 06
08	5/16"	M 18 x 1,5	10	44,5	19,0	5,5	22	DKOS-10-45°-DN 08
10	3/8"	M 18 x 1,5	10	45,5	20,0	7,0	22	DKOS-10-45°-DN 10
06	1/4"	M 20 x 1,5	12	42,0	19,5	4,0	24	DKOS-12-45°-DN 06
08	5/16"	M 20 x 1,5	12	44,5	19,0	5,5	24	DKOS-12-45°-DN 08
10	3/8"	M 20 x 1,5	12	43,5	18,5	7,0	24	DKOS-12-45°-DN 10
12	1/2"	M 20 x 1,5	12	62,5	27,5	8,5	24	DKOS-12-45°-DN 12
10	3/8"	M 22 x 1,5	14	54,5	23,5	7,0	27	DKOS-14-45°-DN 10
10	3/8"	M 24 x 1,5	16	55,5	24,0	7,0	30	DKOS-16-45°-DN 10
12	1/2"	M 24 x 1,5	16	57,0	25,0	9,5	30	DKOS-16-45°-DN 12
12	1/2"	M 30 x 2	20	65,0	32,0	9,5	36	DKOS-20-45°-DN 12
16	5/8"	M 30 x 2	20	69,0	28,0	12,5	36	DKOS-20-45°-DN 16
19	3/4"	M 30 x 2	20	71,5	27,0	12,5	36	DKOS-20-45°-DN 19
19	3/4"	M 36 x 2	25	83,0	37,0	14,5	46	DKOS-25-45°-DN 19
25	1"	M 36 x 2	25	98,0	39,0	18,5	46	DKOS-25-45°-DN 25
19	3/4"	M 42 x 2	30				50	DKOS-30-45°-DN 19
25	1"	M 42 x 2	30	98,0	39,5	20,0	50	DKOS-30-45°-DN 25
25	1"	M 52 x 2	38				60	DKOS-38-45°-DN 25
31	1 1/4"	M 52 x 2	38	116,0	47,0	25,0	60	DKOS-38-45°-DN 31
38	1 1/2"	M 68 x 2	50	137,0	53,0	31,0	80	DKOS-50-45°-DN 38

DKOL –Hollanderes 90° Könyök Csatlakozó

Tapered Nipples with O-ring Light Series - 90°-Elbow

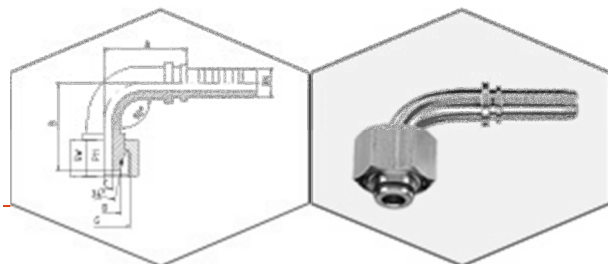
For Fittings with 24°-Cone and Solderless Connectors

DIN 2353 / DIN EN ISO 8434-1

Light Series = DKOL - 90°

O-ring = NBR

On Request: Viton



Hose	Bore	Thread	Tube O.D.	Approx. Dimensions				Order-Code
DN	in.	G	D	A	B	C	SW	
05	3/16"	M 12 x 1,5	6	28,0	37,0	3,0	14	DKOL-06-90°-DN 05
06	1/4"	M 12 x 1,5	6	28,0	28,5	4,0	14	DKOL-06-90°-DN 06
05	3/16"	M 14 x 1,5	8	28,0	28,5	3,0	17	DKOL-08-90°-DN 05
06	1/4"	M 14 x 1,5	8	28,0	28,5	4,0	17	DKOL-08-90°-DN 06
08	5/16"	M 14 x 1,5	8	35,0	47,0	4,5	17	DKOL-08-90°-DN 08
06	1/4"	M 16 x 1,5	10	28,5	29,5	4,0	19	DKOL-10-90°-DN 06
08	5/16"	M 16 x 1,5	10	31,5	39,0	5,5	19	DKOL-10-90°-DN 08
10	3/8"	M 16 x 1,5	10	35,0	37,5	7,0	19	DKOL-10-90°-DN 10
06	1/4"	M 18 x 1,5	12	29,0	33,5	4,0	22	DKOL-12-90°-DN 06
08	5/16"	M 18 x 1,5	12	34,5	37,0	5,5	22	DKOL-12-90°-DN 08
10	3/8"	M 18 x 1,5	12	34,0	38,0	7,0	22	DKOL-12-90°-DN 10
12	1/2"	M 18 x 1,5	12	45,0	53,0	8,5	22	DKOL-12-90°-DN 12
10	3/8"	M 22 x 1,5	15	42,5	41,5	7,0	27	DKOL-15-90°-DN 10
12	1/2"	M 22 x 1,5	15	44,0	43,0	9,5	27	DKOL-15-90°-DN 12
12	1/2"	M 26 x 1,5	18	46,5	51,0	9,5	32	DKOL-18-90°-DN 12
16	5/8"	M 26 x 1,5	18	56,0	52,0	12,5	32	DKOL-18-90°-DN 16
19	3/4"	M 26 x 1,5	18	59,0	70,0	13,0	32	DKOL-18-90°-DN 19
16	5/8"	M 30 x 2	22	77,0	63,5	12,0	36	DKOL-22-90°-DN 16
19	3/4"	M 30 x 2	22	61,0	58,0	14,5	36	DKOL-22-90°-DN 19
19	3/4"	M 36 x 2	28	70,0	62,5	14,5	41	DKOL-28-90°-DN 19
25	1"	M 36 x 2	28	82,0	70,0	20,0	41	DKOL-28-90°-DN 25
31	1 1/4"	M 45 x 2	35	87,0	85,0	25,0	50	DKOL-35-90°-DN 31
38	1 1/2"	M 45 x 2	35	105,0	114,0	28,0	50	DKOL-35-90°-DN 38
38	1 1/2"	M 52 x 2	42	104,0	103,0	31,0	60	DKOL-42-90°-DN 38

DKOS –Hollanderes 90° Könyök Csatlakozó

Tapered Nipples with O-ring Heavy Series - 90°-Elbow

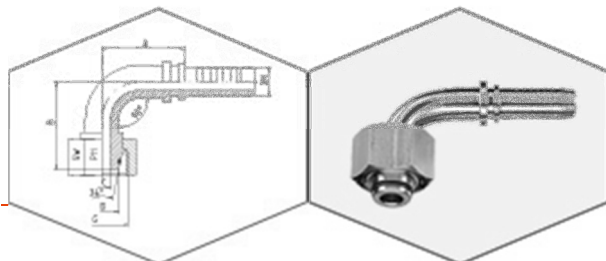
For Fittings with 24°-Cone and Solderless Connectors

DIN 2353 / DIN EN ISO 8434-1

Heavy Series = DKOS - 90°

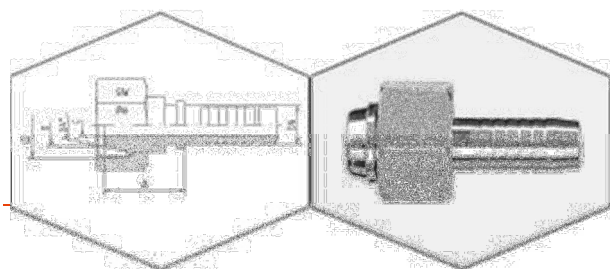
O-ring = NBR

On Request: Viton



Hose	Bore	Thread	Tube O.D.	Approx. Dimensions				Order-Code
DN	in.	G	D	A	B	C	SW	
05	3/16"	M 14 x 1,5	6			3,0	17	DKOS-06-90°-DN 05
06	1/4"	M 14 x 1,5	6	28,0	28,5	4,0	17	DKOS-06-90°-DN 06
05	3/16"	M 16 x 1,5	8			3,0	19	DKOS-08-90°-DN 05
06	1/4"	M 16 x 1,5	8	28,0	29,5	4,0	19	DKOS-08-90°-DN 06
08	5/16"	M 16 x 1,5	8	36,0	40,5	4,0	19	DKOS-08-90°-DN 08
06	1/4"	M 18 x 1,5	10	28,5	29,5	4,0	22	DKOS-10-90°-DN 06
08	5/16"	M 18 x 1,5	10	31,5	39,0	5,5	22	DKOS-10-90°-DN 08
10	3/8"	M 18 x 1,5	10	35,0	37,5	7,0	22	DKOS-10-90°-DN 10
06	1/4"	M 20 x 1,5	12	29,0	33,5	4,0	24	DKOS-12-90°-DN 06
08	5/16"	M 20 x 1,5	12	34,5	37,0	5,5	24	DKOS-12-90°-DN 08
10	3/8"	M 20 x 1,5	12	34,0	38,0	7,0	24	DKOS-12-90°-DN 10
12	1/2"	M 20 x 1,5	12	45,0	53,0	8,5	24	DKOS-12-90°-DN 12
10	3/8"	M 22 x 1,5	14	42,0	42,0	7,0	27	DKOS-14-90°-DN 10
10	3/8"	M 24 x 1,5	16	43,0	42,5	7,0	30	DKOS-16-90°-DN 10
12	1/2"	M 24 x 1,5	16	44,0	45,5	9,5	30	DKOS-16-90°-DN 12
12	1/2"	M 30 x 2	20	46,0	59,0	9,5	36	DKOS-20-90°-DN 12
16	5/8"	M 30 x 2	20	59,0	51,0	12,5	36	DKOS-20-90°-DN 16
19	3/4"	M 30 x 2	20	61,5	54,5	12,5	36	DKOS-20-90°-DN 19
19	3/4"	M 36 x 2	25	72,0	64,0	14,5	46	DKOS-25-90°-DN 19
25	1"	M 36 x 2	25	79,0	79,0	18,5	46	DKOS-25-90°-DN 25
19	3/4"	M 42 x 2	30				50	DKOS-30-90°-DN 19
25	1"	M 42 x 2	30	85,0	84,0	20,0	50	DKOS-30-90°-DN 25
25	1"	M 52 x 2	38				60	DKOS-38-90°-DN 25
31	1 1/4"	M 52 x 2	38	101,0	100,0	25,0	60	DKOS-38-90°-DN 31
38	1 1/2"	M 68 x 2	50	124,0	111,0	31,0	80	DKOS-50-90°-DN 38

DKL – Egyenes Hollanderes Csatlakozó Univerzális Kúppal Universal Tapered Nipples Light Series - Straight



For Connectors with 24°- and 60°-Cone

Light Series

DKL - Straight

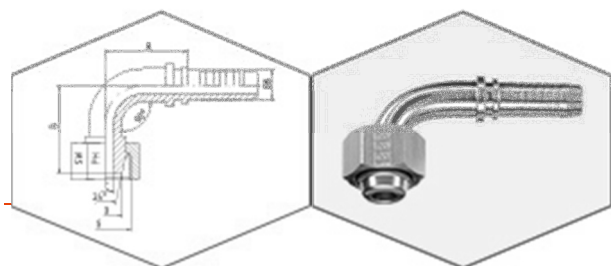
DKLL - Straight

Hose	Bore	Thread	Tube O.D.	Approx. Dimensions			Order-Code
DN	in.	G	D	A	C	SW	
05	3/16"	M 12 x 1,5	6	18,7	3,0	14	DKL-M 12x1,5-DN 05
06	1/4"	M 12 x 1,5	6	20,0	4,0	14	DKL-M 12x1,5-DN 06
06	1/4"	M 14 x 1,5	8	21,0	4,0	17	DKL-M 14x1,5-DN 06
08	5/16"	M 14 x 1,5	8		5,5	17	DKL-M 14x1,5-DN 08
06	1/4"	M 16 x 1,5	10		4,0	19	DKL-M 16x1,5-DN 06
08	5/16"	M 16 x 1,5	10	22,0	5,5	19	DKL-M 16x1,5-DN 08
10	3/8"	M 16 x 1,5	10		7,0	19	DKL-M 16x1,5-DN 10
06	1/4"	M 18 x 1,5	12		4,0	22	DKL-M 18x1,5-DN 06
08	5/16"	M 18 x 1,5	12		5,5	22	DKL-M 18x1,5-DN 08
10	3/8"	M 18 x 1,5	12	23,0	7,0	22	DKL-M 18x1,5-DN 10
10	3/8"	M 22 x 1,5	15	23,5	7,0	27	DKL-M 22x1,5-DN 10
12	1/2"	M 22 x 1,5	15	23,5	9,5	27	DKL-M 22x1,5-DN 12
16	5/8"	M 26 x 1,5	18	25,5	12,5	32	DKL-M 26x1,5-DN 16
19	3/4"	M 30 x 2	22	29,0	14,5	36	DKL-M 30x2-DN 19
25	1"	M 36 x 2	28	31,0	20,0	41	DKL-M 36x2-DN 25
31	1 1/4"	M 45 x 2	35	33,0	25,5	50	DKL-M 45x2-DN 31
38	1 1/2"	M 52 x 2	42	33,0	31,5	60	DKL-M 52x2-DN 38

Hose	Bore	Thread	Tube O.D.	Approx. Dimensions			Order-Code
DN	in.	G	D	A	C	SW	
19	3/4"	M 30 x 1,5*		29,0	14,5	36	DKLL-M 30x1,5-DN 19
25	1"	M 38 x 1,5*		31,0	20,0	46	DKLL-M 38x1,5-DN 25
31	1 1/4"	M 45 x 1,5*		33,0	25,5	55	DKLL-M 45x1,5-DN 31
38	1 1/2"	M 52 x 1,5*		33,0	31,5	60	DKLL-M 52x1,5-DN 38
51	2"	M 65 x 2*		37,5	43,0	75	DKLL-M 65x2-DN 51
60	2 3/8"	M 78 x 2*		32,0	51,0	90	DKLL-M 78x2-DN 60
80	3"	M 100 x 2*		52,5	72,5	110	DKLL-M 100x2-DN 80

* Csak 60°- belső kúpos külsőmenetes fittinghez / Only for Connectors with 60°-Cone

DKL –Hollanderes 90° Könyök Csatlakozó Univerzális Kúppal Universal Tapered Nipples Light Series - 90°-Elbow



For Connectors with 24°- and 60°-Cone

Light Series

DKL - 90°-Elbow

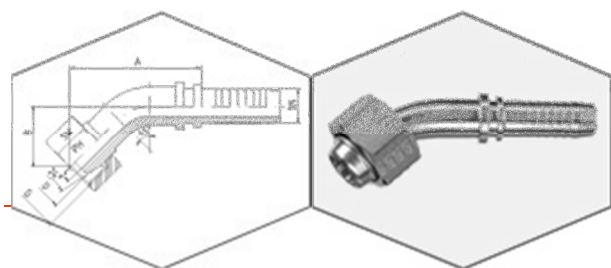
DKLL - 90°-Elbow

Hose	Bore	Thread	Tube O.D.	Approx. Dimensions				Order-Code
DN	in.	G	D	A	B	C	SW	
05	3/16"	M 12 x 1,5	6	29,0	33,0	3,0	14	DKL-M 12x1,5-90°-DN 05
06	1/4"	M 12 x 1,5	6	29,0	28,0	4,0	14	DKL-M 12x1,5-90°-DN 06
06	1/4"	M 14 x 1,5	8	28,5	27,0	4,0	17	DKL-M 14x1,5-90°-DN 06
08	5/16"	M 14 x 1,5	8				17	DKL-M 14x1,5-90°-DN 08
06	1/4"	M 16 x 1,5	10				19	DKL-M 16x1,5-90°-DN 06
08	5/16"	M 16 x 1,5	10	32,5	35,0	5,5	19	DKL-M 16x1,5-90°-DN 08
10	3/8"	M 16 x 1,5	10	35,0	33,0	7,0	19	DKL-M 16x1,5-90°-DN 10
08	5/16"	M 18 x 1,5	12	34,0	36,0	5,5	22	DKL-M 18x1,5-90°-DN 08
10	3/8"	M 18 x 1,5	12	34,5	35,0	7,0	22	DKL-M 18x1,5-90°-DN 10
10	3/8"	M 22 x 1,5	15				27	DKL-M 22x1,5-90°-DN 10
12	1/2"	M 22 x 1,5	15	44,0	40,0	9,5	27	DKL-M 22x1,5-90°-DN 12
16	5/8"	M 26 x 1,5	18	55,0	49,0	12,5	32	DKL-M 26x1,5-90°-DN 16
19	3/4"	M 30 x 2	22	61,0	53,0	14,5	36	DKL-M 30x2-90°-DN 19
25	1"	M 36 x 2	28	80,0	67,5	20,0	41	DKL-M 36x2-90°-DN 25
31	1 1/4"	M 45 x 2	35	87,0	81,0	25,0	50	DKL-M 45x2-90°-DN 31
38	1 1/2"	M 52 x 2	42	104,0	100,0	31,5	60	DKL-M 52x2-90°-DN 38

Hose	Bore	Thread	Tube O.D.	Approx. Dimensions				Order-Code
DN	in.	G	D	A	B	C	SW	
19	3/4"	M 30 x 1,5*		61,0	53,0	14,5	36	DKLL-M 30x1,5-90°-DN 19
25	1"	M 38 x 1,5*		80,0	67,5	20,0	46	DKLL-M 38x1,5-90°-DN 25
31	1 1/4"	M 45 x 1,5*		87,0	81,0	25,0	55	DKLL-M 45x1,5-90°-DN 31
38	1 1/2"	M 52 x 1,5*		104,0	100,0	31,0	60	DKLL-M 52x1,5-90°-DN 38
51	2"	M 65 x 2*		145,0	127,0	40,0	75	DKLL-M 65x2-90°-DN 51
60	2 3/8"	M 78 x 2*					90	DKLL-M 78x2-90°-DN 60
80	3"	M 100 x 2*					110	DKLL-M 100x2-90°-DN 80

* Csak 60°- belső kúpos külsőmenetes fittinghez / Only for Connectors with 60°-Cone

DKL –Hollanderes 45° Könyök Csatlakozó Univerzális Kúppal Universal Tapered Nipples Light Series - 45°-Elbow



For Connectors with 24°- and 60°-Cone

Light Series

DKL - 45°-Elbow

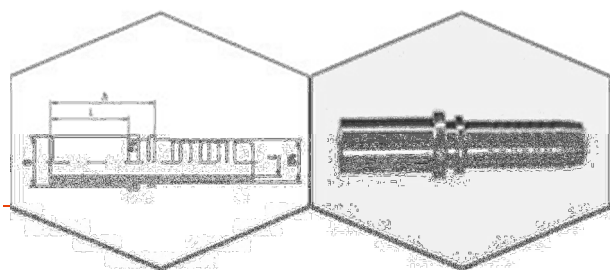
DKLL - 45°-Elbow

Hose	Bore	Thread	Tube O.D.	Approx. Dimensions				Order-Code
DN	in.	G	D	A	B	C	SW	
06	1/4"	M 12 x 1,5	6	37,0	14,0	4,0	14	DKL-M 12x1,5-45°-DN 06
06	1/4"	M 14 x 1,5	8	35,0	14,5	4,0	17	DKL-M 14x1,5-45°-DN 06
08	5/16"	M 14 x 1,5	8				17	DKL-M 14x1,5-45°-DN 08
06	1/4"	M 16 x 1,5	10				19	DKL-M 16x1,5-45°-DN 06
08	5/16"	M 16 x 1,5	10	43,0	17,0	5,5	19	DKL-M 16x1,5-45°-DN 08
10	3/8"	M 16 x 1,5	10	43,0	17,0	7,0	19	DKL-M 16x1,5-45°-DN 10
08	5/16"	M 18 x 1,5	12				22	DKL-M 18x1,5-45°-DN 08
10	3/8"	M 18 x 1,5	12	43,5	18,5	7,0	22	DKL-M 18x1,5-45°-DN 10
10	3/8"	M 22 x 1,5	15				27	DKL-M 22x1,5-45°-DN 10
12	1/2"	M 22 x 1,5	15	53,0	19,0	9,5	27	DKL-M 22x1,5-45°-DN 12
16	5/8"	M 26 x 1,5	18	59,0	23,0	12,5	32	DKL-M 26x1,5-45°-DN 16
19	3/4"	M 30 x 2	22	70,0	25,0	14,5	36	DKL-M 30x2-45°-DN 19
25	1"	M 36 x 2	28	90,0	32,0	20,0	41	DKL-M 36x2-45°-DN 25
31	1 1/4"	M 45 x 2	35	100,0	36,5	25,0	50	DKL-M 45x2-45°-DN 31
38	1 1/2"	M 52 x 2	42	111,0	43,5	31,0	60	DKL-M 52x2-45°-DN 38

Hose	Bore	Thread	Tube O.D.	Approx. Dimensions				Order-Code
DN	in.	G	D	A	B	C	SW	
19	3/4"	M 30 x 1,5*		70,0	25,0	14,5	36	DKLL-M 30x1,5-45°-DN 19
25	1"	M 38 x 1,5*		90,0	32,0	20,0	46	DKLL-M 38x1,5-45°-DN 25
31	1 1/4"	M 45 x 1,5*		100,0	36,5	25,0	55	DKLL-M 45x1,5-45°-DN 31
38	1 1/2"	M 52 x 1,5*		111,0	43,5	31,0	60	DKLL-M 52x1,5-45°-DN 38
51	2"	M 65 x 2*		147,0	52,5	40,0	75	DKLL-M 65x2-45°-DN 51
60	2 3/8"	M 78 x 2*					90	DKLL-M 78x2-45°-DN 60
80	3"	M 100 x 2*					110	DKLL-M 100x2-45°-DN 80

* Csak 60°- belső kúpos külsőmenetes fittinghez / Only for Connectors with 60°-Cone

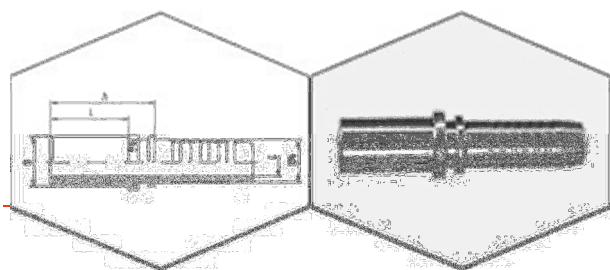
BEL- Cső Csatlakozó L Széria - Egyenes Pipe Connectors Light Series - Straight



Light Series = BEL - Straight

Hose	Bore	Tube O.D.	Approx. Dimensions			Order-Code
DN	in.	D	A	C	L	
05	3/16"	6	26,5	3,0	20,0	BEL-06-DN 05
06	1/4"	6	28,5	4,0	20,0	BEL-06-DN 06
05	3/16"	8	28,5	3,0	22,0	BEL-08-DN 05
06	1/4"	8	31,0	4,0	22,0	BEL-08-DN 06
08	5/16"	8	31,0	5,0	23,0	BEL-08-DN 08
08	5/16"	10	31,5	5,5	23,0	BEL-10-DN 08
10	3/8"	10	34,0	7,0	25,0	BEL-10-DN 10
10	3/8"	12	34,0	7,0	25,0	BEL-12-DN 10
12	1/2"	12	34,0	9,0	25,0	BEL-12-DN 12
10	3/8"	15	36,5	7,0	28,0	BEL-15-DN 10
12	1/2"	15	33,0	9,5	25,0	BEL-15-DN 12
12	1/2"	18	32,0	9,5	27,0	BEL-18-DN 12
16	5/8"	18	35,5	12,5	27,0	BEL-18-DN 16
16	5/8"	22	36,5	12,5	27,0	BEL-22-DN 16
19	3/4"	22	38,0	14,5	27,0	BEL-22-DN 19
25	1"	28	41,5	20,0	30,0	BEL-28-DN 25
31	1 1/4"	35	47,0	25,5	36,0	BEL-35-DN 31
38	1 1/2"	42	47,0	31,5	36,0	BEL-42-DN 38

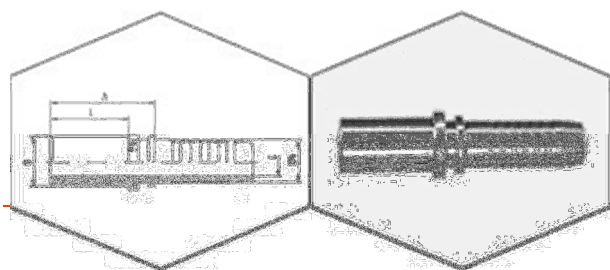
BES- Cső Csatlakozó S Széria - Egyenes Pipe Connectors Heavy Series - Straight



Heavy Series = BES - Straight

Hose	Bore	Tube O.D.	Approx. Dimensions			Order-Code
DN	in.	D	A	C	L	
05	3/16"	6	26,5	3,0	20,0	BES-06-DN 05
06	1/4"	6	28,5	4,0	20,0	BES-06-DN 06
06	1/4"	8	31,0	4,0	22,0	BES-08-DN 06
08	5/16"	8	31,0	5,0	23,0	BES-08-DN 08
06	1/4"	10	33,5	4,0	24,0	BES-10-DN 06
08	5/16"	10	31,5	5,5	23,0	BES-10-DN 08
10	3/8"	10	34,0	7,0	25,0	BES-10-DN 10
06	1/4"	12	35,5	4,0	26,0	BES-12-DN 06
08	5/16"	12	35,5	5,5	26,0	BES-12-DN 08
10	3/8"	12	34,0	7,0	25,0	BES-12-DN 10
12	1/2"	12	34,0	9,0	25,0	BES-12-DN 12
10	3/8"	14	35,5	7,0	28,0	BES-14-DN 10
12	1/2"	16	38,5	9,5	30,0	BES-16-DN 12
12	1/2"	20	42,0	9,5	36,0	BES-20-DN 12
16	5/8"	20	45,0	12,5	36,0	BES-20-DN 16
19	3/4"	20	43,0	14,5	31,0	BES-20-DN 19
19	3/4"	25	51,0	14,5	40,0	BES-25-DN 19
25	1"	25	46,0	18,0	34,5	BES-25-DN 25
25	1"	30	56,0	20,0	44,0	BES-30-DN 25
31	1 1/4"	38	62,0	25,5	50,0	BES-38-DN 31

BE - Cső Csatlakozó Colos méret - Egyenes Pipe Connectors Straight

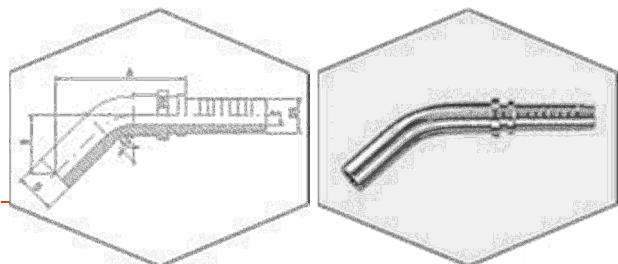


Inch Tube - Straight

Hose DN	Bore in.	Tube O.D. D	Approx. Dimensions			Order-Code
			A	C	L	
06	1/4"	1/4" = 6,35 mm	31,0	4,0	22,0	BE-1/4"-DN 06
08	5/16"	5/16" = 7,94 mm	31,5	5,5	23,0	BE-5/16"-DN 08
10	3/8"	3/8" = 9,52 mm	34,0	7,0	25,0	BE-3/8"-DN 10
10	3/8"	1/2" = 12,70 mm	39,0	7,0	30,0	BE-1/2"-DN 10
12	1/2"	1/2" = 12,70 mm	38,5	9,5	30,0	BE-1/2"-DN 12
16	5/8"	5/8" = 15,88 mm	45,0	12,5	36,0	BE-5/8"-DN 16
19	3/4"	3/4" = 19,05 mm	51,0	14,5	40,0	BE-3/4"-DN 19
25	1"	1" = 25,40 mm	56,0	20,0	44,0	BE-1"-DN 25
31	1 1/4"	1 1/4" = 31,75 mm	62,0	25,5	50,0	BE-1 1/4"-DN 31
38	1 1/2"	1 1/2" = 38,10 mm	62,0	31,5	50,0	BE-1 1/2"-DN 38

BEL- BES Cső Csatlakozó - 45°-os Könyök

Pipe Connectors 45°-Elbow



Light Series = BEL - 45°-Elbow

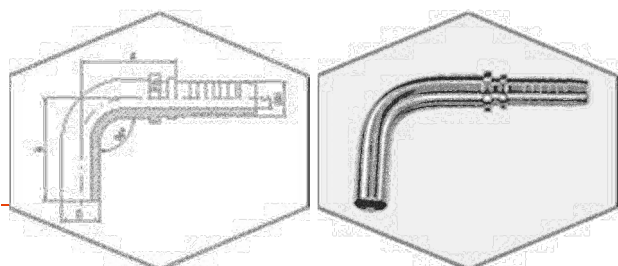
Heavy Series = BES - 45°-Elbow

Hose	Bore	Tube O.D.	Approx. Dimensions			Order-Code
DN	in.	D	A	B	C	
05	3/16"	6	50,0	22,0	3,0	BEL-06-45°-DN 05
06	1/4"	6	51,0	21,0	4,0	BEL-06-45°-DN 06
06	1/4"	8	60,0	22,0	4,0	BEL-08-45°-DN 06
06	1/4"	10	65,0	22,5	4,0	BEL-10-45°-DN 06
08	5/16"	10	64,5	25,0	5,5	BEL-10-45°-DN 08
10	3/8"	10	64,0	24,5	7,0	BEL-10-45°-DN 10
08	5/16"	12	59,0	24,0	5,5	BEL-12-45°-DN 08
10	3/8"	12	59,0	24,5	7,0	BEL-12-45°-DN 10
12	1/2"	15	69,0	27,5	9,5	BEL-15-45°-DN 12
16	5/8"	18	73,0	34,0	12,5	BEL-18-45°-DN 16
19	3/4"	22	92,0	41,5	14,5	BEL-22-45°-DN 19
25	1"	28	108,0	47,0	20,0	BEL-28-45°-DN 25
31	1 1/4"	35	144,0	68,0	25,5	BEL-35-45°-DN 31
38	1 1/2"	42			31,5	BEL-42-45°-DN 38

Hose	Bore	Tube O.D.	Approx. Dimensions			Order-Code
DN	in.	D	A	B	C	
05	3/16"	6	50,0	22,0	3,0	BES-06-45°-DN 05
06	1/4"	6	51,0	21,0	4,0	BES-06-45°-DN 06
06	1/4"	8	60,0	22,0	4,0	BES-08-45°-DN 06
06	1/4"	10	65,0	22,5	4,0	BES-10-45°-DN 06
08	5/16"	10	64,5	25,0	5,5	BES-10-45°-DN 08
10	3/8"	10	64,5	25,0	7,0	BES-10-45°-DN 10
08	5/16"	12	59,0	24,0	5,5	BES-12-45°-DN 08
10	3/8"	12	48,0	45,0	7,0	BES-12-45°-DN 10
10	3/8"	14			7,0	BES-14-45°-DN 10
12	1/2"	16	78,0	32,0	9,5	BES-16-45°-DN 12
16	5/8"	20	71,5	31,0	12,5	BES-20-45°-DN 16
19	3/4"	25	96,0	42,0	14,5	BES-25-45°-DN 19
25	1"	30			20,0	BES-30-45°-DN 25
31	1 1/4"	38			25,5	BES-38-45°-DN 31

BEL- BES Cső Csatlakozó - 90°-os Könyök

Pipe Connectors 90°-Elbow



Light Series = BEL - 90°-Elbow

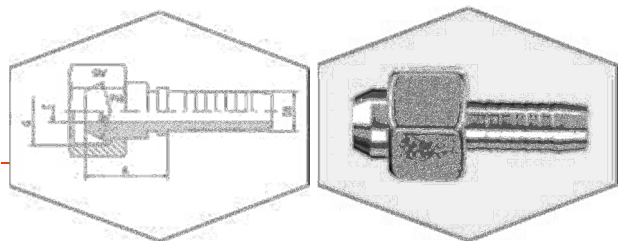
Heavy Series = BES - 90°-Elbow

Hose	Bore	Tube O.D.	Approx. Dimensions			Order-Code
DN	in.	D	A	B	C	
05	3/16"	6	28,5	36,0	3,0	BEL-06-90°-DN 05
06	1/4"	6	29,00	35,5	4,0	BEL-06-90°-DN 06
06	1/4"	8	38,5	37,0	4,0	BEL-08-90°-DN 06
06	1/4"	10	43,0	40,0	4,0	BEL-10-90°-DN 06
08	5/16"	10	41,0	41,5	5,5	BEL-10-90°-DN 08
10	3/8"	10	41,0	41,5	7,0	BEL-10-90°-DN 10
08	5/16"	12	48,0	45,0	5,5	BEL-12-90°-DN 08
10	3/8"	12	48,0	45,0	7,0	BEL-12-90°-DN 10
12	1/2"	12	46,5	46,0	8,0	BEL-12-90°-DN 12
12	1/2"	15	53,0	49,0	9,5	BEL-15-90°-DN 12
16	5/8"	18	59,0	65,0	12,5	BEL-18-90°-DN 16
19	3/4"	22	75,0	75,5	14,5	BEL-22-90°-DN 19
25	1"	28	85,0	98,0	20,0	BEL-28-90°-DN 25
31	1 1/4"	35	112,0	127,0	25,5	BEL-35-90°-DN 31
38	1 1/2"	42			31,5	BEL-42-90°-DN 38

Hose	Bore	Tube O.D.	Approx. Dimensions			Order-Code
DN	in.	D	A	B	C	
05	3/16"	6	28,5	36,0	3,0	BES-06-90°-DN 05
06	1/4"	6	29,0	35,5	4,0	BES-06-90°-DN 06
06	1/4"	8	38,5	38,5	4,0	BES-08-90°-DN 06
06	1/4"	10	43,0	40,0	4,0	BES-10-90°-DN 06
08	5/16"	10	41,0	41,5	5,5	BES-10-90°-DN 08
10	3/8"	10	41,0	41,5	7,0	BES-10-90°-DN 10
08	5/16"	12	48,0	45,0	5,5	BES-12-90°-DN 08
10	3/8"	12	48,0	45,0	7,0	BES-12-90°-DN 10
10	3/8"	14			7,0	BES-14-90°-DN 10
12	1/2"	16	60,5	58,5	9,5	BES-16-90°-DN 12
16	5/8"	20	73,0	66,0	12,5	BES-20-90°-DN 16
19	3/4"	25	79,0	84,0	14,5	BES-25-90°-DN 19
25	1"	30			20,0	BES-30-90°-DN 25
31	1 1/4"	38			25,5	BES-38-90°-DN 31

DKR - Hollanderes Egyenes Csatlakozó BSP 60° Kúppal

Tapered Nipples BSP - 60° - Straight



With BSP Union Nut

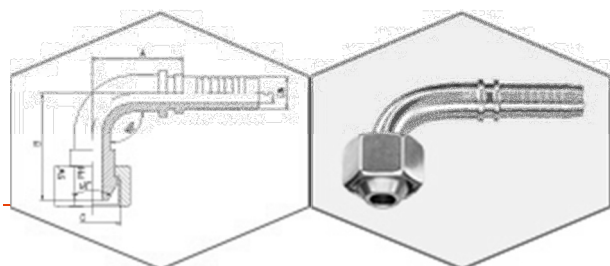
For Connectors with 60°-Cone

DKR - Straight

Hose	Bore	Thread	Approx. Dimensions			Order-Code
			DN	in.	G	
05	3/16"	1/8"-28	16,0	3,0	14	DKR-1/8"-DN 05
06	1/4"	1/8"-28	15,5	4,0	14	DKR-1/8"-DN 06
05	3/16"	1/4"-19	20,0	3,0	17	DKR-1/4"-DN 05
06	1/4"	1/4"-19	21,0	4,0	17	DKR-1/4"-DN 06
08	5/16"	1/4"-19	20,0	5,0	19	DKR-1/4"-DN 08
10	3/8"	1/4"-19	20,0	5,0	19	DKR-1/4"-DN 10
06	1/4"	3/8"-19	20,0	4,0	19	DKR-3/8"-DN 06
08	5/16"	3/8"-19	22,0	5,5	19	DKR-3/8"-DN 08
10	3/8"	3/8"-19	20,5	7,0	19	DKR-3/8"-DN 10
12	1/2"	3/8"-19	24,0	9,5	19	DKR-3/8"-DN 12
06	1/4"	1/2"-14	24,0	4,0	27	DKR-1/2"-DN 06
08	5/16"	1/2"-14	21,5	5,5	27	DKR-1/2"-DN 08
10	3/8"	1/2"-14	21,5	7,0	27	DKR-1/2"-DN 10
12	1/2"	1/2"-14	23,5	9,5	27	DKR-1/2"-DN 12
16	5/8"	1/2"-14	21,0	11,5	27	DKR-1/2"-DN 16
19	3/4"	1/2"-14	23,0	11,5	27	DKR-1/2"-DN 19
12	1/2"	5/8"-14	23,0	9,5	27	DKR-5/8"-DN 12
16	5/8"	5/8"-14	22,0	12,5	27	DKR-5/8"-DN 16
06	1/4"	3/4"-14	23,2	4,0	32	DKR-3/4"-DN 06
12	1/2"	3/4"-14	24,0	9,5	32	DKR-3/4"-DN 12
16	5/8"	3/4"-14	25,0	12,5	32	DKR-3/4"-DN 16
19	3/4"	3/4"-14	26,5	14,5	32	DKR-3/4"-DN 19
25	1"	3/4"-14	25,0	16,5	32	DKR-3/4"-DN 25
19	3/4"	1"-11	27,0	14,5	41	DKR-1"-DN 19
25	1"	1"-11	28,0	20,0	41	DKR-1"-DN 25
31	1 1/4"	1"-11	30,0	21,5	41	DKR-1"-DN 31
19	3/4"	1 1/4"-11	33,5	14,5	50	DKR-1 1/4"-DN 19
25	1"	1 1/4"-11	32,5	20,0	50	DKR-1 1/4"-DN 25
31	1 1/4"	1 1/4"-11	31,0	25,5	50	DKR-1 1/4"-DN 31
31	1 1/4"	1 1/2"-11	46,0	25,5	55	DKR-1 1/2"-DN 31
38	1 1/2"	1 1/2"-11	46,0	31,5	55	DKR-1 1/2"-DN 38
38	1 1/2"	2"-11			70	DKR-2"-DN 38
51	2"	2"-11	35,5	43,0	70	DKR-2"-DN 51
60	2 3/8"	2 1/2"-11	44,0	51,0	85	DKR-2 1/2"-DN 60

DKR - Hollanderes 90°-Könyök BSP 60° Kúppal

Tapered Nipples BSP - 60° - 90°-Elbow



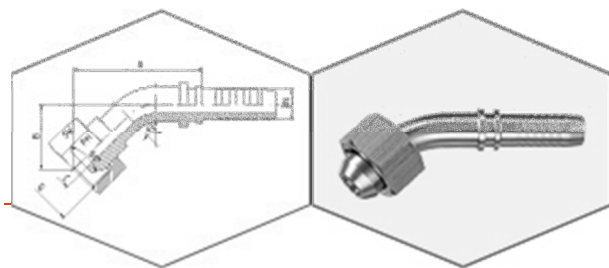
With BSP Union Nut

For Connectors with 60°-Cone

DKR - 90°-Elbow

Hose	Bore	Thread	Approx. Dimensions				Order-Code
DN	in.	G	A	B	C	SW	
05	3/16"	1/8"-28	28,0	29,0	3,0	14	DKR-1/8"-90°-DN 05
06	1/4"	1/8"-28	28,5	30,0	4,0	14	DKR-1/8"-90°-DN 06
05	3/16"	1/4"-19	29,5	27,5	3,0	17	DKR-1/4"-90°-DN 05
06	1/4"	1/4"-19	28,5	28,0	4,0	17	DKR-1/4"-90°-DN 06
08	5/16"	1/4"-19	36,0	36,0	5,5	19	DKR-1/4"-90°-DN 08
10	3/8"	1/4"-19	34,0	39,0	6,0	19	DKR-1/4"-90°-DN 10
06	1/4"	3/8"-19	29,0	26,0	4,0	19	DKR-3/8"-90°-DN 06
08	5/16"	3/8"-19	33,0	34,0	5,5	19	DKR-3/8"-90°-DN 08
10	3/8"	3/8"-19	33,0	34,0	7,0	19	DKR-3/8"-90°-DN 10
12	1/2"	3/8"-19	44,0	47,5	9,0	22	DKR-3/8"-90°-DN 12
10	3/8"	1/2"-14	44,0	42,5	7,0	27	DKR-1/2"-90°-DN 10
12	1/2"	1/2"-14	44,0	42,5	9,5	27	DKR-1/2"-90°-DN 12
16	5/8"	1/2"-14	58,0	53,0	12,5	27	DKR-1/2"-90°-DN 16
12	1/2"	5/8"-14	44,0	50,5	9,5	27	DKR-5/8"-90°-DN 12
16	5/8"	5/8"-14	55,0	54,0	12,5	27	DKR-5/8"-90°-DN 16
12	1/2"	3/4"-14	47,5	43,0	9,5	32	DKR-3/4"-90°-DN 12
16	5/8"	3/4"-14	55,0	54,0	12,5	32	DKR-3/4"-90°-DN 16
19	3/4"	3/4"-14	61,0	54,0	14,5	32	DKR-3/4"-90°-DN 19
19	3/4"	1"-11	78,0	69,0	14,5	41	DKR-1"-90°-DN 19
25	1"	1"-11	78,0	69,0	20,0	41	DKR-1"-90°-DN 25
25	1"	1 1/4"-11	82,0	81,0	20,0	50	DKR-1 1/4"-90°-DN 25
31	1 1/4"	1 1/4"-11	87,0	81,0	25,0	50	DKR-1 1/4"-90°-DN 31
31	1 1/4"	1 1/2"-11	125,0	103,0	25,0	55	DKR-1 1/2"-90°-DN 31
38	1 1/2"	1 1/2"-11	104,0	102,0	31,0	55	DKR-1 1/2"-90°-DN 38
38	1 1/2"	2"-11	124,0	120,0	31,0	70	DKR-2"-90°-DN 38
51	2"	2"-11	142,0	133,0	40,0	70	DKR-2"-90°-DN 51

DKR - Hollanderes 45°-Könyök BSP 60° Kúppal Tapered Nipples BSP - 60° - 45°-Elbow



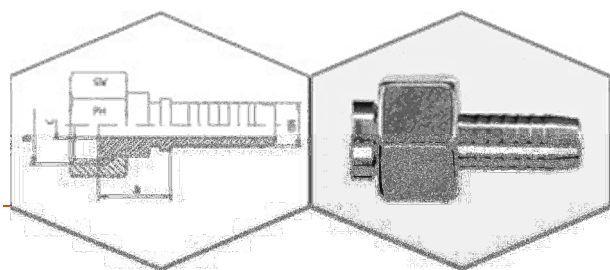
With BSP Union Nut

For Connectors with 60°-Cone

DKR - 45°-Elbow

Hose	Bore	Thread	Approx. Dimensions				Order-Code
			DN	in.	G	A	
05	3/16"	1/8"-28	37,0	16,0	3,0	14	DKR-1/8"-45°-DN 05
06	1/4"	1/8"-28	39,0	16,0	4,0	14	DKR-1/8"-45°-DN 06
05	3/16"	1/4"-19			3,0	17	DKR-1/4"-45°-DN 05
06	1/4"	1/4"-19	36,5	14,5	4,0	17	DKR-1/4"-45°-DN 06
08	5/16"	1/4"-19	47,0	20,0	5,5	19	DKR-1/4"-45°-DN 08
10	3/8"	1/4"-19	44,0	22,5	6,0	19	DKR-1/4"-45°-DN 10
06	1/4"	3/8"-19	34,0	16,0	4,0	19	DKR-3/8"-45°-DN 06
08	5/16"	3/8"-19	40,0	15,0	5,5	19	DKR-3/8"-45°-DN 08
10	3/8"	3/8"-19	40,0	15,0	7,0	19	DKR-3/8"-45°-DN 10
12	1/2"	3/8"-19	58,5	25,5	9,5	22	DKR-3/8"-45°-DN 12
10	3/8"	1/2"-14	54,0	20,5	7,0	27	DKR-1/2"-45°-DN 10
12	1/2"	1/2"-14	54,0	20,5	9,5	27	DKR-1/2"-45°-DN 12
16	5/8"	1/2"-14	64,0	27,0	12,5	27	DKR-1/2"-45°-DN 16
12	1/2"	5/8"-14	64,5	29,0	9,5	27	DKR-5/8"-45°-DN 12
16	5/8"	5/8"-14	68,0	28,0	12,5	27	DKR-5/8"-45°-DN 16
12	1/2"	3/4"-14	60,0	23,0	9,0	32	DKR-3/4"-45°-DN 12
16	5/8"	3/4"-14	62,5	28,0	12,5	32	DKR-3/4"-45°-DN 16
19	3/4"	3/4"-14	70,0	30,0	14,5	32	DKR-3/4"-45°-DN 19
19	3/4"	1"-11	77,0	26,0	14,5	41	DKR-1"-45°-DN 19
25	1"	1"-11	95,0	39,5	20,0	41	DKR-1"-45°-DN 25
25	1"	1 1/4"-11	94,0	40,0	20,0	50	DKR-1 1/4"-45°-DN 25
31	1 1/4"	1 1/4"-11	100,0	40,0	25,0	50	DKR-1 1/4"-45°-DN 31
31	1 1/4"	1 1/2"-11	145,0	53,0	25,0	55	DKR-1 1/2"-45°-DN 31
38	1 1/2"	1 1/2"-11	115,0	55,0	31,0	55	DKR-1 1/2"-45°-DN 38
38	1 1/2"	2"-11	143,0	60,0	31,0	70	DKR-2"-45°-DN 38
51	2"	2"-11	149,0	57,0	40,0	70	DKR-2"-45°-DN 51

DRF- Hollanderes Egyenes Csatlakozó BSP Lapon Tömítő Nipples - Flat sealing BSP - Straight

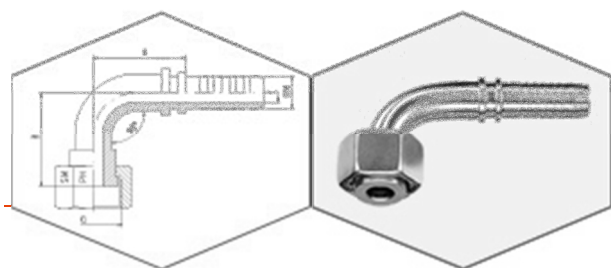


With BSP Union Nut

DRF - Straight

Hose DN	Bore in.	Thread G	Approx. Dimensions			Order-Code
			A	C	SW	
05	3/16"	1/8"-28	13,5	3,0	14	DRF-1/8"-DN 05
06	1/4"	1/8"-28	13,5	4,0	14	DRF-1/8"-DN 06
05	3/16"	1/4"-19	14,5	3,0	17	DRF-1/4"-DN 05
06	1/4"	1/4"-19	16,5	4,0	17	DRF-1/4"-DN 06
08	5/16"	1/4"-19	16,5	5,0	17	DRF-1/4"-DN 08
10	3/8"	1/4"-19	17,0	4,0	19	DRF-1/4"-DN 10
06	1/4"	3/8"-19	17,0	4,0	19	DRF-3/8"-DN 06
08	5/16"	3/8"-19	17,5	5,5	19	DRF-3/8"-DN 08
10	3/8"	3/8"-19	17,5	7,0	19	DRF-3/8"-DN 10
12	1/2"	3/8"-19	20,5	8,0	19	DRF-3/8"-DN 12
06	1/4"	1/2"-14	20,5	4,0	27	DRF-1/2"-DN 06
08	5/16"	1/2"-14	16,5	5,5	27	DRF-1/2"-DN 08
10	3/8"	1/2"-14	16,5	7,0	27	DRF-1/2"-DN 10
12	1/2"	1/2"-14	19,5	9,5	27	DRF-1/2"-DN 12
						DRF-1/2"-DN 16
12	1/2"	5/8"-14	20,0	9,5	27	DRF-5/8"-DN 12
16	5/8"	5/8"-14	19,0	12,5	27	DRF-5/8"-DN 16
12	1/2"	3/4"-14	19,5	9,5	32	DRF-3/4"-DN 12
16	5/8"	3/4"-14	20,0	12,5	32	DRF-3/4"-DN 16
19	3/4"	3/4"-14	21,5	14,5	32	DRF-3/4"-DN 19
19	3/4"	1"-11	22,0	14,5	41	DRF-1"-DN 19
25	1"	1"-11	23,5	20,0	41	DRF-1"-DN 25
19	3/4"	1 1/4"-11		14,5	50	DRF-1 1/4"-DN 19
25	1"	1 1/4"-11	26,0	20,0	50	DRF-1 1/4"-DN 25
31	1 1/4"	1 1/4"-11	23,5	25,5	50	DRF-1 1/4"-DN 31
31	1 1/4"	1 1/2"-11	41,0	25,5	55	DRF-1 1/2"-DN 31
38	1 1/2"	1 1/2"-11	41,0	31,5	55	DRF-1 1/2"-DN 38
51	2"	2"-11	28,0	43,0	70	DRF-2"-DN 51
60	2 3/8"	2 1/2"-11				DRF-2 1/2"-DN 60

DRF- Hollanderes 90°-Könyök Csatlakozó BSP Lapon Tömítő Nipples - Flat sealing BSP - 90°-Elbow



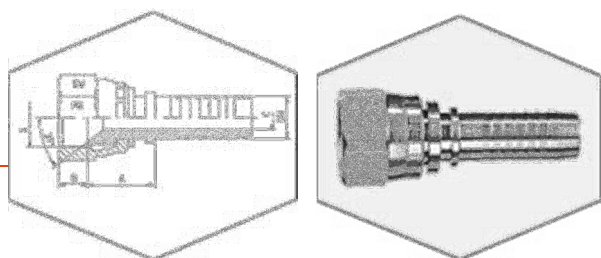
With BSP Union Nut

DRF - 90°-Elbow

45° on request!

Hose	Bore	Thread	Approx. Dimensions				Order-Code
DN	in.	G	A	B	C	SW	
06	1/4"	1/8"-28	31,0	17,0	4,0	14	DRF-1/8"-90°-DN 06
06	1/4"	1/4"-19	28,5	25,0	4,0	17	DRF-1/4"-90°-DN 06
08	5/16"	3/8"-19	33,0	30,0	5,5	19	DRF-3/8"-90°-DN 08
10	3/8"	3/8"-19	33,0	30,0	7,0	19	DRF-3/8"-90°-DN 10
10	3/8"	1/2"-14	41,5	36,0	7,0	27	DRF-1/2"-90°-DN 10
12	1/2"	1/2"-14	44,0	36,5	9,5	27	DRF-1/2"-90°-DN 12
12	1/2"	5/8"-14	44,5	47,5	9,5	27	DRF-5/8"-90°-DN 12
16	5/8"	5/8"-14	54,5	50,0	12,0	27	DRF-5/8"-90°-DN 16
12	1/2"	3/4"-14	55,0	47,0	9,5	32	DRF-3/4"-90°-DN 12
16	5/8"	3/4"-14	54,0	20,5	9,5	32	DRF-3/4"-90°-DN 16
19	3/4"	3/4"-11	61,0	50,0	14,5	32	DRF-3/4"-90°-DN 19
19	3/4"	1"-11	71,0	51,0	14,5	41	DRF-1"-90°-DN 19
25	1"	1"-11	78,0	64,5	20,0	41	DRF-1"-90°-DN 25
25	1"	1 1/4"-11	82,0	76,0	20,0	50	DRF-1 1/4"-90°-DN 25
31	1 1/4"	1 1/4"-11	87,0	74,5	25,0	50	DRF-1 1/4"-90°-DN 31
31	1 1/4"	1 1/2"-11	125,0	98,0	25,0	55	DRF-1 1/2"-90°-DN 31
38	1 1/2"	1 1/2"-11	104,0	95,0	31,0	55	DRF-1 1/2"-90°-DN 38
51	2"	2"-11	142,0	119,0	40,0	70	DRF-2"-90°-DN 51

DKJ Hollanderes Egyenes Csatlakozó JIC - 37° JIC - 37°Female Nipples - Straight

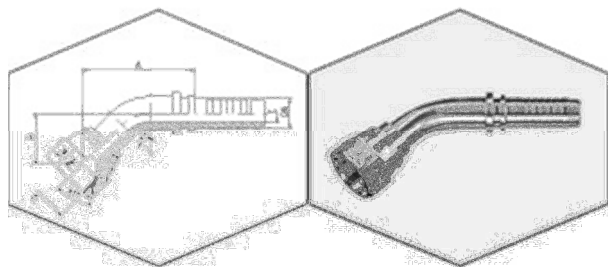


With Nut

Straight

Hose DN	Bore in.	Thread G=UNF/UN	Approx. Dimensions				Order-Code
			A	B	C	SW	
05	3/16"	7/16"-20	16,2	7,5	3,0	17	DKJ-7/16"-DN 05
06	1/4"	7/16"-20	16,2	7,5	4,0	17	DKJ-7/16"-DN 06
10	3/8"	7/16"-20	17,5	7,5	7,0	17	DKJ-7/16"-DN 10
05	3/16"	1/2"-20	16,2	9,5	3,0	17	DKJ-1/2"-DN 05
06	1/4"	1/2"-20	16,0	9,5	4,0	17	DKJ-1/2"-DN 06
08	5/16"	1/2"-20	19,0	8,5	5,5	17	DKJ-1/2"-DN 08
05	3/16"	9/16"-18	18,0	9,5	3,0	19	DKJ-9/16"-DN 05
06	1/4"	9/16"-18	18,5	8,5	4,0	19	DKJ-9/16"-DN 06
08	5/16"	9/16"-18	16,5	10,0	5,5	19	DKJ-9/16"-DN 08
10	3/8"	9/16"-18	19,0	8,5	7,0	19	DKJ-9/16"-DN 10
12	1/2"	9/16"-18	18,0	8,5	7,5	19	DKJ-9/16"-DN 12
06	1/4"	3/4"-16	21,0	10,0	4,0	24	DKJ-3/4"-DN 06
08	5/16"	3/4"-16	19,0	10,0	5,5	24	DKJ-3/4"-DN 08
10	3/8"	3/4"-16	19,0	10,0	7,0	24	DKJ-3/4"-DN 10
12	1/2"	3/4"-16	20,0	10,0	9,5	24	DKJ-3/4"-DN 12
16	5/8"	3/4"-16	20,0	11,5	9,5	24	DKJ-3/4"-DN 16
19	3/4"	3/4"-16	23,0	11,0	10,0	24	DKJ-3/4"-DN 19
10	3/8"	7/8"-14	23,5	12,5	7,0	27	DKJ-7/8"-DN 10
12	1/2"	7/8"-14	20,0	11,5	9,5	27	DKJ-7/8"-DN 12
16	5/8"	7/8"-14	21,0	11,5	12,5	27	DKJ-7/8"-DN 16
19	3/4"	7/8"-14	23,0	12,5	12,5	27	DKJ-7/8"-DN 19
12	1/2"	1 1/16"-12	22,0	15,0	9,5	32	DKJ-1 1/16"-DN 12
16	5/8"	1 1/16"-12	24,0	14,0	12,5	32	DKJ-1 1/16"-DN 16
19	3/4"	1 1/16"-12	22,0	15,0	14,5	32	DKJ-1 1/16"-DN 19
25	1"	1 1/16"-12	23,0	14,5	20,0	32	DKJ-1 1/16"-DN 25
16	5/8"	1 5/16"-12	26,5	14,5	12,5	41	DKJ-1 5/16"-DN 16
19	3/4"	1 5/16"-12	29,5	14,0	14,5	41	DKJ-1 5/16"-DN 19
25	1"	1 5/16"-12	28,0	14,0	20,0	41	DKJ-1 5/16"-DN 25
31	1 1/4"	1 5/16"-12	28,0	14,0	19,0	41,0	DKJ-1 5/16"-DN 31
25	1"	1 5/8"-12	32,5	15,5	20,0	50	DKJ-1 5/8"-DN 25
31	1 1/4"	1 5/8"-12	27,5	15,5	25,5	50	DKJ-1 5/8"-DN 31
31	1 1/4"	1 7/8"-12	31,5	20,0	25,5	55	DKJ-1 7/8"-DN 31
38	1 1/2"	1 7/8"-12	36,5	18,5	31,5	55	DKJ-1 7/8"-DN 38
38	1 1/2"	2 1/2"-12	43,0	25,0	31,5	70	DKJ-2 1/2"-DN 38
51	2"	2 1/2"-12	45,5	25,0	43,0	70	DKJ-2 1/2"-DN 51

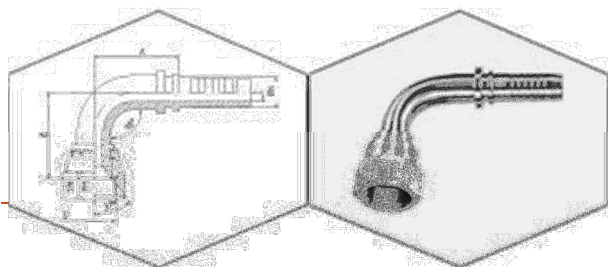
DKJ Hollanderes 45°-Könyök Csatlakozó JIC - 37° JIC - 37°Female Nipples - 45°-Elbow



With Nut
45°

Hose	Bore	Thread	Approx. Dimensions				Order-Code
DN	in.	G=UNF/UN	A	B	C	SW	
05	3/16"	7/16"-20			3,0	17	DKJ-7/16"-45°-DN 05
06	1/4"	7/16"-20	38,0	16,5	4,0	17	DKJ-7/16"-45°-DN 06
05	3/16"	1/2"-20			3,0	19	DKJ-1/2"-45°-DN 05
06	1/4"	1/2"-20	36,0	15,5	4,0	17	DKJ-1/2"-45°-DN 06
08	5/16"	1/2"-20	38,5	17,0	5,5	17	DKJ-1/2"-45°-DN 08
05	3/16"	9/16"-18			3,0	19	DKJ-9/16"-45°-DN 05
06	1/4"	9/16"-18	34,5	14,5	4,0	19	DKJ-9/16"-45°-DN 06
08	5/16"	9/16"-18	44,5	20,0	5,5	19	DKJ-9/16"-45°-DN 08
10	3/8"	9/16"-18	47,0	20,0	7,0	19	DKJ-9/16"-45°-DN 10
10	3/8"	3/4"-16	42,0	18,5	7,0	24	DKJ-3/4"-45°-DN 10
12	1/2"	3/4"-16	57,0	22,5	9,5	24	DKJ-3/4"-45°-DN 12
10	3/8"	7/8"-14	50,5	20,0	7,0	27	DKJ-7/8"-45°-DN 10
12	1/2"	7/8"-14	59,0	22,0	9,5	27	DKJ-7/8"-45°-DN 12
16	5/8"	7/8"-14	66,0	27,0	12,5	27	DKJ-7/8"-45°-DN 16
12	1/2"	1 1/16"-12	66,0	33,0	9,5	32	DKJ-1 1/16"-45°-DN 12
16	5/8"	1 1/16"-12	67,0	26,5	12,5	32	DKJ-1 1/16"-45°-DN 16
19	3/4"	1 1/16"-12	67,5	33,0	14,5	32	DKJ-1 1/16"-45°-DN 19
19	3/4"	1 5/16"-12	82,0	32,5	14,5	41	DKJ-1 5/16"-45°-DN 19
25	1"	1 5/16"-12	97,0	38,0	20,0	41	DKJ-1 5/16"-45°-DN 25
25	1"	1 5/8"-12	123,0	50,5	20,0	50	DKJ-1 5/8"-45°-DN 25
31	1 1/4"	1 5/8"-12	103,0	37,0	25,0	50	DKJ-1 5/8"-45°-DN 31
31	1 1/4"	1 7/8"-12	144,0	49,0	25,0	55	DKJ-1 7/8"-45°-DN 31
38	1 1/2"	1 7/8"-12	115,5	49,0	31,5	55	DKJ-1 7/8"-45°-DN 38
38	1 1/2"	2 1/2"-12			31,5		DKJ-2 1/2"-45°-DN 38
51	2"	2 1/2"-12	170,0	75,0	42,0	70	DKJ-2 1/2"-45°-DN 51

DKJ Hollanderes 90°-Könyök Csatlakozó JIC - 37° JIC - 37°Female Nipples - 90°-Elbow

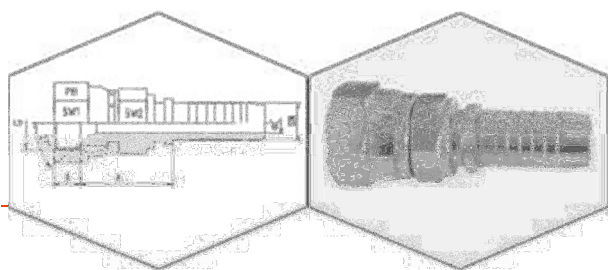


With Nut

90°

Hose	Bore	Thread	Approx. Dimensions				Order-Code
DN	in.	G=UNF/UN	A	B	C	SW	
05	3/16"	7/16"-20	29,0	29,0	3,0	17	DKJ-7/16"-90°-DN 05
06	1/4"	7/16"-20	27,5	31,0	4,0	17	DKJ-7/16"-90°-DN 06
05	3/16"	1/2"-20	29,0	29,0	3,0	17	DKJ-1/2"-90°-DN 05
06	1/4"	1/2"-20	27,5	31,0	4,0	17	DKJ-1/2"-90°-DN 06
08	5/16"	1/2"-20	26,0	32,0	5,5	17	DKJ-1/2"-90°-DN 08
05	3/16"	9/16"-18	29,0	27,0	3,0	19	DKJ-9/16"-90°-DN 05
06	1/4"	9/16"-18	27,5	26,0	4,0	19	DKJ-9/16"-90°-DN 06
08	5/16"	9/16"-18	35,5	36,0	5,5	19	DKJ-9/16"-90°-DN 08
10	3/8"	9/16"-18	36,0	35,0	7,0	19	DKJ-9/16"-90°-DN 10
10	3/8"	3/4"-16	36,0	30,5	7,0	22	DKJ-3/4"-90°-DN 10
12	1/2"	3/4"-16	43,0	45,0	9,5	24	DKJ-3/4"-90°-DN 12
10	3/8"	7/8"-14	42,5	38,0	7,0	27	DKJ-7/8"-90°-DN 10
12	1/2"	7/8"-14	43,0	46,5	9,5	27	DKJ-7/8"-90°-DN 12
16	5/8"	7/8"-14	56,5	55,5	12,5	27	DKJ-7/8"-90°-DN 16
12	1/2"	1 1/16"-12	45,5	60,5	9,5	32	DKJ-1 1/16"-90°-DN 12
16	5/8"	1 1/16"-12	58,0	51,5	12,5	32	DKJ-1 1/16"-90°-DN 16
19	3/4"	1 1/16"-12	58,5	61,5	14,5	32	DKJ-1 1/16"-90°-DN 19
19	3/4"	1 5/16"-12	68,0	66,0	14,5	41	DKJ-1 5/16"-90°-DN 19
25	1"	1 5/16"-12	80,0	73,5	20,0	41	DKJ-1 5/16"-90°-DN 25
25	1"	1 5/8"-12	105,0	94,5	20,0	50	DKJ-1 5/8"-90°-DN 25
31	1 1/4"	1 5/8"-12	101,0	94,0	25,0	50	DKJ-1 5/8"-90°-DN 31
31	1 1/4"	1 7/8"-12	127,0	95,0	25,0	55	DKJ-1 7/8"-90°-DN 31
38	1 1/2"	1 7/8"-12	104,5	103,0	31,5	55	DKJ-1 7/8"-90°-DN 38
38	1 1/2"	2 1/2"-12			31,5		DKJ-2 1/2"-90°-DN 38
51	2"	2 1/2"-12	149,0	150,0	42,0	70	DKJ-2 1/2"-90°-DN 51

DKJ Hollanderes Egyenes Csatlakozó Dupla Hatszöggel JIC - 37° Female Nipples with Double Hexagon

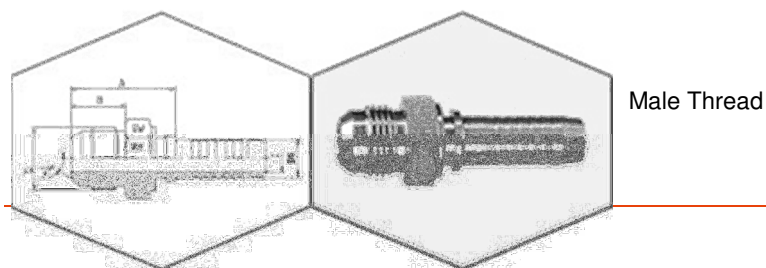


With Nut and 37°-Cone-Seat

Hose	Bore	Thread	Approx. Dimensions					Order-Code
DN	in.	G = UNF/UN	A	B	C	SW1	SW2	
06	1/4"	7/16"-20	22,5	7,5	4,0	17	12	DKJ-7/16"-DN 06-HEX
10	3/8"	9/16"-18	23,5	9,5	7,0	19	17	DKJ-9/16"-DN 10-HEX
12	1/2"	3/4"-16	26,0	10,5	9,5	24	19	DKJ-3/4"-DN 12-HEX
16	5/8"	1 1/16"-12	31,0	15,0	12,5	32	27	DKJ-1 1/16"-DN 16-HEX
19	3/4"	1 1/16"-12	34,0	15,0	12,5	32	27	DKJ-1 1/16"-DN 19-HEX
25	1"	1 5/16"-12	38,0	14,0	20,0	41	32	DKJ-1 5/16"-DN 25-HEX
31	1 1/4"	1 5/8"-12	38,0	14,0	20,0	41	32	DKJ-1 5/8"-DN 31-HEX
38	1 1/2"	1 7/8"-12	42,0	18,5	31,5	55	46	DKJ-1 7/8"-DN 38-HEX
51	2"	2 1/2"-12	52,0	25,0	43,0	70	65	DKJ-2 1/2"-DN 51-HEX

AGJ Külsőmenetes Csatlakozó JIC - 37°

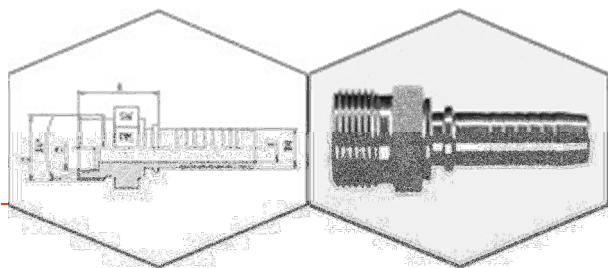
JIC - 37° Male Nipples



Hose	Bore	Thread	Approx. Dimensions				Order-Code
DN	in.	G=UNF/UN	A	B	C	SW	
05	3/16"	7/16"-20	21,0	14,0	3,0	12	AGJ-7/16"-DN 05
06	1/4"	7/16"-20	27,5	14,0	4,0	14	AGJ-7/16"-DN 06
05	3/16"	1/2"-20	21,0	14,0	3,0	14	AGJ-1/2"-DN 05
06	1/4"	1/2"-20	27,5	14,0	4,0	17	AGJ-1/2"-DN 06
08	5/16"	1/2"-20	27,5	14,0	5,5	17	AGJ-1/2"-DN 08
05	3/16"	9/16"-18	22,0	14,1	3,0	17	AGJ-9/16"-DN 05
06	1/4"	9/16"-18	29,5	14,1	4,0	17	AGJ-9/16"-DN 06
08	5/16"	9/16"-18	29,5	14,1	5,5	17	AGJ-9/16"-DN 08
10	3/8"	9/16"-18	29,5	14,1	7,0	17	AGJ-9/16"-DN 10
10	3/8"	3/4"-16	33,0	16,7	7,0	22	AGJ-3/4"-DN 10
12	1/2"	3/4"-16	31,0	16,7	9,5	22	AGJ-3/4"-DN 12
10	3/8"	7/8"-14	36,0	19,3	7,0	24	AGJ-7/8"-DN 10
12	1/2"	7/8"-14	36,5	19,3	9,5	24	AGJ-7/8"-DN 12
16	5/8"	7/8"-14	37,0	19,3	12,5	24	AGJ-7/8"-DN 16
12	1/2"	1 1/16"-12	38,5	22,0	9,5	27	AGJ-1 1/16"-DN 12
16	5/8"	1 1/16"-12	40,0	22,0	12,5	27	AGJ-1 1/16"-DN 16
19	3/4"	1 1/16"-12	43,0	22,0	14,5	27	AGJ-1 1/16"-DN 19
19	3/4"	1 5/16"-12	44,0	23,1	14,5	36	AGJ-1 5/16"-DN 19
25	1"	1 5/16"-12	44,0	23,1	20,0	36	AGJ-1 5/16"-DN 25
25	1"	1 5/8"-12	50,0	24,4	20,0	46	AGJ-1 5/8"-DN 25
31	1 1/4"	1 5/8"-12	48,0	24,4	25,5	46	AGJ-1 5/8"-DN 31
31	1 1/4"	1 7/8"-12	51,0	27,5	25,5	50	AGJ-1 7/8"-DN 31
38	1 1/2"	1 7/8"-12	53,5	27,5	31,5	50	AGJ-1 7/8"-DN 38
38	1 1/2"	2 1/2"-12		33,9	31,5	65	AGJ-2 1/2"-DN 38
51	2"	2 1/2"-12	63,0	33,9	43,0	65	AGJ-2 1/2"-DN 51

CEL - Külsőmenetes Csatlakozó Metrikus - 24°-Kúp

Male Nipples Light Series - Metric - 24°-Cone



For Compression Couplings

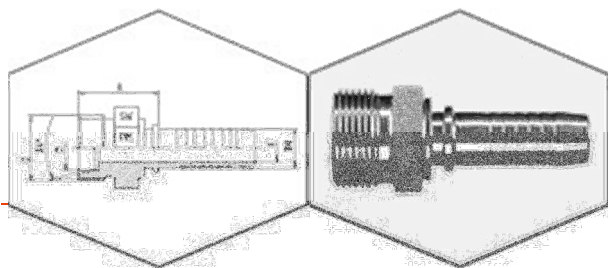
DIN 2353 / DIN EN ISO 8434-1 with 24°-Cone

Light Series = CEL

Hose	Bore	Thread	Tube O.D.	Approx. Dimensions			Order-Code
				DN	in.	G	
05	3/16"	M 12 x 1,5	6	21,5	3,0	14	CEL-06-DN 05
06	1/4"	M 12 x 1,5	6	23,0	4,0	14	CEL-06-DN 06
05	3/16"	M 14 x 1,5	8	21,5	3,0	14	CEL-08-DN 05
06	1/4"	M 14 x 1,5	8	23,0	4,0	14	CEL-08-DN 06
06	1/4"	M 16 x 1,5	10	25,0	4,0	17	CEL-10-DN 06
08	5/16"	M 16 x 1,5	10	24,5	5,5	17	CEL-10-DN 08
10	3/8"	M 16 x 1,5	10	24,5	7,0	17	CEL-10-DN 10
06	1/4"	M 18 x 1,5	12	24,5	4,0	19	CEL-12-DN 06
08	5/16"	M 18 x 1,5	12	24,5	5,5	19	CEL-12-DN 08
10	3/8"	M 18 x 1,5	12	24,5	7,0	19	CEL-12-DN 10
12	1/2"	M 18 x 1,5	12	25,5	9,5	19	CEL-12-DN 12
10	3/8"	M 22 x 1,5	15	26,0	7,0	22	CEL-15-DN 10
12	1/2"	M 22 x 1,5	15	27,0	9,5	22	CEL-15-DN 12
12	1/2"	M 26 x 1,5	18	29,0	9,5	27	CEL-18-DN 12
16	5/8"	M 26 x 1,5	18	28,0	12,5	27	CEL-18-DN 16
19	3/4"	M 26x1,5	18	30,0	14,5	27	CEL-18-DN 19
16	5/8"	M 30 x 2	22	32,5	12,5	30	CEL-22-DN 16
19	3/4"	M 30 x 2	22	35,0	14,5	30	CEL-22-DN 19
19	3/4"	M 36 x 2	28	34,0	19,5	36	CEL-28-DN 19
25	1"	M 36 x 2	28	35,0	20,0	36	CEL-28-DN 25
31	1 1/4"	M 45 x 2	35	39,0	25,5	46	CEL-35-DN 31
38	1 1/2"	M 52 x 2	42	45,0	31,5	55	CEL-42-DN 38

CES - Külsőmenetes Csatlakozó Metrikus - 24°-Kúp

Male Nipples Heavy Series - Metric - 24°-Cone



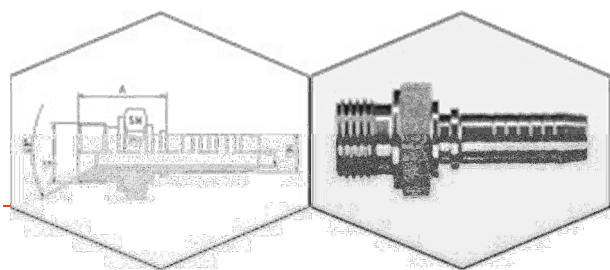
For Compression Couplings

DIN 2353 / DIN EN ISO 8434-1 with 24°-Cone

Heavy Series = CES

Hose	Bore	Thread	Tube O.D.	Approx. Dimensions			Order-Code
				DN	in.	G	
05	3/16"	M 14x1,5	6	23,7	3,0	14	CES-06-DN 05
06	1/4"	M 14 x 1,5	6	25,0	4,0	14	CES-06-DN 06
05	3/16"	M 16 x 1,5	8	23,7	3,0	17	CES-08-DN 05
06	1/4"	M 16 x 1,5	8	25,5	4,0	17	CES-08-DN 06
06	1/4"	M 18 x 1,5	10	25,5	4,0	19	CES-10-DN 06
08	5/16"	M 18 x 1,5	10	25,5	5,5	19	CES-10-DN 08
10	3/8"	M 18 x 1,5	10	25,5	7,0	19	CES-10-DN 10
08	5/16"	M 20 x 1,5	12	27,5	5,5	22	CES-12-DN 08
10	3/8"	M 20 x 1,5	12	25,5	7,0	22	CES-12-DN 10
08	5/16"	M 22 x 1,5	14	27,5	5,5	22	CES-14-DN 08
10	3/8"	M 22 x 1,5	14	28,0	7,0	22	CES-14-DN 10
10	3/8"	M 24 x 1,5	16	28,0	7,0	24	CES-16-DN 10
12	1/2"	M 24 x 1,5	16	28,0	9,5	24	CES-16-DN 12
12	1/2"	M 30 x 2	20	33,0	9,5	30	CES-20-DN 12
16	5/8"	M 30 x 2	20	34,0	12,5	30	CES-20-DN 16
19	3/4"	M 30 x 2	20	37,0	14,5	30	CES-20-DN 19
19	3/4"	M 36 x 2	25	40,0	14,5	36	CES-25-DN 19
25	1"	M 36 x 2	25	40,0	20,0	36	CES-25-DN 25
25	1"	M 42 x 2	30	42,5	20,0	46	CES-30-DN 25
31	1 1/4"	M 52 x 2	38	45,0	25,5	55	CES-38-DN 31

AGR - Külsőmenetes Csatlakozó BSP - 60°- Kúp Male Nipples BSP - 60°-Cone

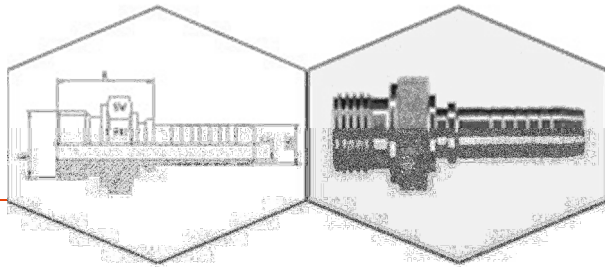


With 60°-Cone and Sealing Shoulder Form B

Thread: BSP - Parallel

Hose	Bore	Thread	Approx. Dimensions			Order-Code
DN	in.	G	A	C	SW	
05	3/16"	1/8"-28	21,5	3,0	14	AGR-1/8"-DN 05
06	1/4"	1/8"-28	23,5	4,0	14	AGR-1/8"-DN 06
05	3/16"	1/4"-19	25,0	3,0	19	AGR-1/4"-DN 05
06	1/4"	1/4"-19	25,5	4,0	19	AGR-1/4"-DN 06
08	5/16"	1/4"-19	28,0	5,5	19	AGR-1/4"-DN 08
10	3/8"	1/4"-19	28,0	6,0	19	AGR-1/4"-DN 10
12	1/2"	1/4"-19	27,0	7,0	19	AGR-1/4"-DN 12
06	1/4"	3/8"-19	30,5	4,0	19	AGR-3/8"-DN 06
08	5/16"	3/8"-19	26,5	5,5	22	AGR-3/8"-DN 08
10	3/8"	3/8"-19	30,0	7,0	22	AGR-3/8"-DN 10
12	1/2"	3/8"-19	30,5	7,0	22	AGR-3/8"-DN 12
06	1/4"	1/2"-14	34,5	4,0	27	AGR-1/2"-DN 06
08	5/16"	1/2"-14	31,5	5,5	27	AGR-1/2"-DN 08
10	3/8"	1/2"-14	32,0	7,0	27	AGR-1/2"-DN 10
12	1/2"	1/2"-14	31,0	9,5	27	AGR-1/2"-DN 12
16	5/8"	1/2"-14	32,0	12,5	27	AGR-1/2"-DN 16
19	3/4"	1/2"-14	37,5	14,5	27	AGR-1/2"-DN 19
16	5/8"	5/8"-14	32,5	12,5	30	AGR-5/8"-DN 16
12	1/2"	3/4"-14	34,5	9,5	32	AGR-3/4"-DN 12
16	5/8"	3/4"-14	35,0	12,5	32	AGR-3/4"-DN 16
19	3/4"	3/4"-14	38,0	14,5	32	AGR-3/4"-DN 19
25	1"	3/4"-14	38,0	19,5	36	AGR-3/4"-DN 25
19	3/4"	1"-11	41,5	14,5	41	AGR-1"-DN 19
25	1"	1"-11	42,0	20,0	41	AGR-1"-DN 25
25	1"	1 1/4"-11	45,0	20,0	50	AGR-1 1/4"-DN 25
31	1 1/4"	1 1/4"-11	45,0	25,5	50	AGR-1 1/4"-DN 31
31	1 1/4"	1 1/2"-11	45,0	25,5	55	AGR-1 1/2"-DN 31
38	1 1/2"	1 1/2"-11	48,0	31,5	55	AGR-1 1/2"-DN 38
51	2"	2"-11	50,0	41,0	70	AGR-2"-DN 51

AGF - Külsőmenetes Csatlakozó BSP - Lapon Tömítő Male Nipples BSP - Flat sealing



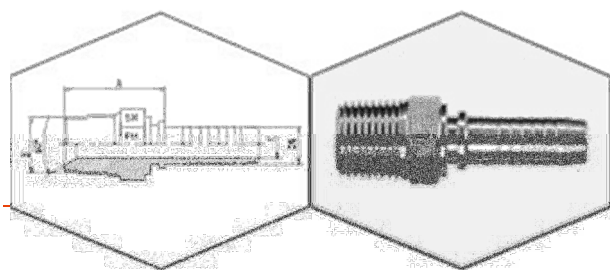
Flat sealing

With Sealing Shoulder Form B

Thread: BSP - Parallel

Hose	Bore	Thread	Approx. Dimensions			Order-Code
			DN	in.	G	
06	1/4"	1/8"-28	23,5	4,0	14	AGF-1/8"-DN 06
06	1/4"	1/4"-19	25,5	4,0	19	AGF-1/4"-DN 06
08	5/16"	1/4"-19	28,0	5,5	19	AGF-1/4"-DN 08
10	3/8"	1/4"-19	28,0	6,0	19	AGF-1/4"-DN 10
12	1/2"	1/4"-19	27,0	7,0	19	AGF-1/4"-DN 12
08	5/16"	3/8"-19	26,5	5,5	22	AGF-3/8"-DN 08
10	3/8"	3/8"-19	30,0	7,0	22	AGF-3/8"-DN 10
12	1/2"	3/8"-19	32,0	7,0	22	AGF-3/8"-DN 12
10	1/2"	1/2"-14	32,0	7,0	27	AGF-1/2"-DN 10
12	1/2"	1/2"-14	31,0	9,5	27	AGF-1/2"-DN 12
16	5/8"	5/8"-14		12,5		AGF-5/8"-DN 16
12	1/2"	3/4"-14	34,5	9,5	32	AGF-3/4"-DN 12
16	5/8"	3/4"-14	35,0	12,5	32	AGF-3/4"-DN 16
19	3/4"	3/4"-14	38,0	14,5	32	AGF-3/4"-DN 19
19	3/4"	1"-11	41,5	14,5	41	AGF-1"-DN 19
25	1"	1"-11	42,0	20,0	41	AGF-1"-DN 25
25	1"	1 1/4"-11	45,0	20,0	50	AGF-1 1/4"-DN 25
31	1 1/4"	1 1/4"-11	45,0	25,5	50	AGF-1 1/4"-DN 31
31	1 1/4"	1 1/2"-11	45,0	25,5	55	AGF-1 1/2"-DN 31
38	1 1/2"	1 1/2"-11	48,0	31,5	55	AGF-1 1/2"-DN 38
51	2"	2"-11	50,0	43,0	70	AGF-2"-DN 51

AGRk - Külsőmenetes Csatlakozó BSP – Kúposmenet Male Nipples Taper

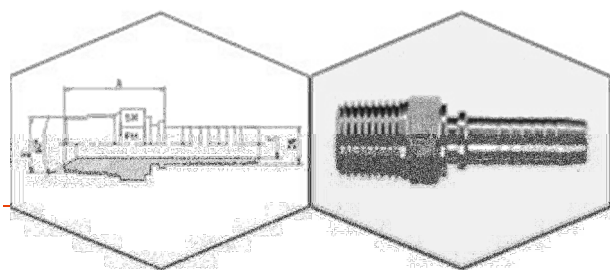


AGRk = BSP - Male - Taper

Hose DN	Bore in.	Thread G	Approx. Dimensions			Order-Code
			A	C	SW	
05	3/16"	1/8"-28 keg	19,5	3,0	11	AGRk-1/8"-DN 05
06	1/4"	1/8"-28 keg	20,0	4,0	14	AGRk-1/8"-DN 06
05	3/16"	1/4"-19 keg	23,5	3,0	14	AGRk-1/4"-DN 05
06	1/4"	1/4"-19 keg	28,0	4,0	14	AGRk-1/4"-DN 06
08	5/16"	1/4"-19 keg	27,0	5,5	14	AGRk-1/4"-DN 08
10	3/8"	1/4"-19 keg	26,5	7,0	17	AGRk-1/4"-DN 10
06	1/4"	3/8"-19 keg	25,5	4,0	19	AGRk-3/8"-DN 06
08	5/16"	3/8"-19 keg	26,5	5,5	19	AGRk-3/8"-DN 08
10	3/8"	3/8"-19 keg	26,5	7,0	19	AGRk-3/8"-DN 10
12	1/2"	3/8"-19 keg	27,5	9,5	19	AGRk-3/8"-DN 12
10	3/8"	1/2"-14 keg	27,5	7,0	22	AGRk-1/2"-DN 10
12	1/2"	1/2"-14 keg	29,0	9,5	22	AGRk-1/2"-DN 12
19	3/4"	1/2"-14 keg		14,5	27	AGRk-1/2"-DN 19
12	1/2"	3/4"-14 keg	33,5	9,5	27	AGRk-3/4"-DN 12
16	5/8"	3/4"-14 keg	36,5	12,5	27	AGRk-3/4"-DN 16
19	3/4"	3/4"-14 keg	38,5	14,5	27	AGRk-3/4"-DN 19
25	1"	3/4"-14 keg	35,7	14,5	32	AGRk-3/4"-DN 25
19	3/4"	1"-11 keg	46,5	14,5	36	AGRk-1"-DN 19
25	1"	1"-11 keg	46,5	20,0	36	AGRk-1"-DN 25
31	1 1/4"	1 1/4"-11 keg	45,0	25,5	46	AGRk-1 1/4"-DN 31
38	1 1/2"	1 1/2"-11 keg	50,0	31,5	50	AGRk-1 1/2"-DN 38
51	2"	2"-11 keg	56,0	43,0	65	AGRk-2"-DN 51

AGN - Külsőmenetes Csatlakozó NPT

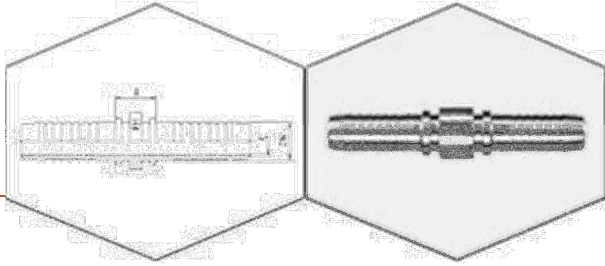
Male Nipples NPT



AGN = NPT - Male

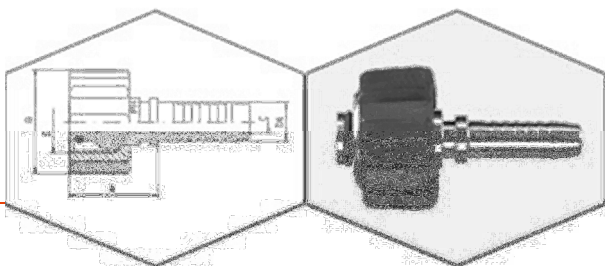
Hose	Bore	Thread	Approx. Dimensions			Order-Code
			DN	in.	G	
05	3/16"	1/8"-27 NPT	21,0	3,0	11	AGN-1/8"-DN 05
06	1/4"	1/8"-27 NPT	23,5	4,0	14	AGN-1/8"-DN 06
05	3/16"	1/4"-18 NPT	26,5	3,0	14	AGN-1/4"-DN 05
06	1/4"	1/4"-18 NPT	28,0	4,0	14	AGN-1/4"-DN 06
08	5/16"	1/4"-18 NPT	29,5	5,5	14	AGN-1/4"-DN 08
10	3/8"	1/4"-18 NPT	29,0	7,0	17	AGN-1/4"-DN 10
06	1/4"	3/8"-18 NPT	29,0	4,0	19	AGN-3/8"-DN 06
08	5/16"	3/8"-18 NPT	28,5	5,5	19	AGN-3/8"-DN 08
10	3/8"	3/8"-18 NPT	29,5	7,0	19	AGN-3/8"-DN 10
12	1/2"	3/8"-18 NPT	31,5	9,5	19	AGN-3/8"-DN 12
10	3/8"	1/2"-14 NPT	33,5	7,0	22	AGN-1/2"-DN 10
12	1/2"	1/2"-14 NPT	34,0	9,5	22	AGN-1/2"-DN 12
16	5/8"	1/2"-14 NPT	35,5	12,5	24	AGN-1/2"-DN 16
19	3/4"	1/2"-14 NPT	40,0	14,5	27	AGN-1/2"-DN 19
12	1/2"	3/4"-14 NPT	35,5	9,5	27	AGN-3/4"-DN 12
16	5/8"	3/4"-14 NPT	36,5	12,5	27	AGN-3/4"-DN 16
19	3/4"	3/4"-14 NPT	38,5	14,5	27	AGN-3/4"-DN 19
25	1"	3/4"-14 NPT	40,0	15,0	32	AGN-3/4"-DN 25
19	3/4"	1"-11,5 NPT	43,5	14,5	36	AGN-1"-DN 19
25	1"	1"-11,5 NPT	46,5	20,0	36	AGN-1"-DN 25
25	1"	1 1/4"-11,5 NPT	46,0	20,0	46	AGN-1 1/4"-DN 25
31	1 1/4"	1 1/4"-11,5 NPT	48,0	25,5	46	AGN-1 1/4"-DN 31
31	1 1/4"	1 1/2"-11,5 NPT	44,0	25,5	50	AGN-1 1/2"-DN 31
38	1 1/2"	1 1/2"-11,5 NPT	54,5	31,5	50	AGN-1 1/2"-DN 38
51	2"	2"-11,5 NPT	56,0	43,0	65	AGN-2"-DN 51

Tömlő Toldó Csatlakozó Double-Hose Connectors



Hose DN	Bore in.	Approx. Dimensions		Order-Code
		A	C	
06	1/4"	23,0	4,0	DSN-DN 06
08	5/16"	23,0	5,5	DSN-DN 08
10	3/8"	19,0	7,0	DSN-DN 10
12	1/2"	23,0	9,5	DSN-DN 12
16	5/8"	25,5	12,5	DSN-DN 16
19	3/4"	31,5	14,5	DSN-DN 19
25	1"	32,5	20,0	DSN-DN 25
31	1 1/4"	39,0	25,5	DSN-DN 31
38	1 1/2"	41,0	32,0	DSN-DN 38
51	2"	41,0	43,0	DSN-DN 51

Nagynyomású Mosó Csatlakozó Waterwash-Nipples

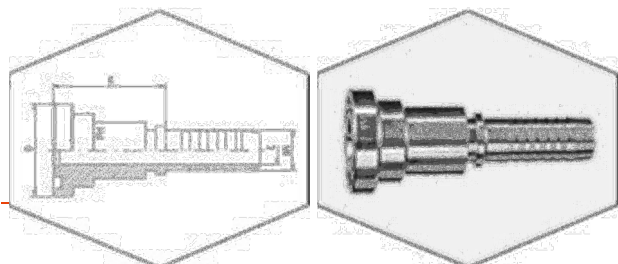


DKO-KÄ

Hose DN	Bore in.	Thread G	Approx. Dimensions			Order-Code
			A	B	C	
06	1/4"	M 22 x 1,5	34	35	4,0	DKO-KÄ-DN 06
08	5/16"	M 22 x 1,5	34	35	5,5	DKO-KÄ-DN 08
10	3/8"	M 22 x 1,5	34	35	7,0	DKO-KÄ-DN 10
12	1/2"	M 22 x 1,5	34	35	9,5	DKO-KÄ-DN 12

SFL-SFS Egyenes Peremes Csatlakozó - SAE

SAE-Flanged Nipples Straight



SAE J 518 / ISO 6162

SFL 3 = 3000 P.S.I. - Straight

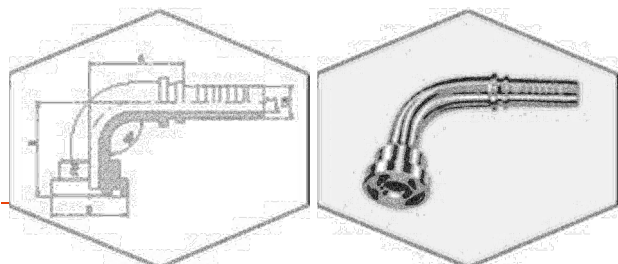
SFS 6 = 6000 P.S.I. - Straight

Hose DN	Bore in.	Flange Dimensions		Approx. Dimensions		Order-Code
		D	in.	A	C	
12	1/2"	30,2	1/2"	37,5	9,5	SFL3-1/2"-DN 12
16	5/8"	30,2	1/2"	39,0	12,5	SFL3-1/2"-DN 16
12	1/2"	38,1	3/4"	40,0	9,5	SFL3-3/4"-DN 12
16	5/8"	38,1	3/4"	46,5	12,5	SFL3-3/4"-DN 16
19	3/4"	38,1	3/4"	46,5	14,5	SFL3-3/4"-DN 19
19	3/4"	44,5	1"	46,5	14,5	SFL3-1"-DN 19
25	1"	44,5	1"	38,0	20,0	SFL3-1"-DN 25
25	1"	50,8	1 1/4"	49,0	20,0	SFL3-1 1/4"-DN 25
31	1 1/4"	50,8	1 1/4"	54,0	25,5	SFL3-1 1/4"-DN 31
31	1 1/4"	60,3	1 1/2"	50,0	25,5	SFL3-1 1/2"-DN 31
38	1 1/2"	60,3	1 1/2"	60,0	31,5	SFL3-1 1/2"-DN 38
38	1 1/2"	71,4	2"	62,0	31,5	SFL3-2"-DN 38
51	2"	71,4	2"	48,0	43,0	SFL3-2"-DN 51
60	2 3/8"	84,1	2 1/2"	68,0	51,0	SFL3-2 1/2"-DN 60
76	3"	101,5	3"	87,0	68,5	SFL3-3"-DN 76
80		101,5	3"	71,0	73,0	SFL3-3"-DN 80

Hose DN	Bore in.	Flange Dimensions		Approx. Dimensions		Order-Code
		D	in.	A	C	
12	1/2"	31,7	1/2"	39,0	9,5	SFS6-1/2"-DN 12
16	5/8"	31,7	1/2"	40,0	12,5	SFS6-1/2"-DN 16
12	1/2"	41,3	3/4"	40,0	9,5	SFS6-3/4"-DN 12
16	5/8"	41,3	3/4"	41,0	12,5	SFS6-3/4"-DN 16
19	3/4"	41,3	3/4"	48,0	14,5	SFS6-3/4"-DN 19
19	3/4"	47,6	1"	65,5	14,5	SFS6-1"-DN 19
25	1"	47,6	1"	68,0	20,0	SFS6-1"-DN 25
25	1"	54,0	1 1/4"	50,5	20,0	SFS6-1 1/4"-DN 25
31	1 1/4"	54,0	1 1/4"	70,0	25,5	SFS6-1 1/4"-DN 31
31	1 1/4"	63,5	1 1/2"	58,0	25,5	SFS6-1 1/2"-DN 31
38	1 1/2"	63,5	1 1/2"	68,0	31,5	SFS6-1 1/2"-DN 38
38	1 1/2"	79,4	2"	76,0	31,5	SFS6-2"-DN 38
51	2"	79,4	2"	86,0	43,0	SFS6-2"-DN 51

SFL-SFS Peremes Csatlakozó 90°-Könyök - SAE

SAE-Flanged Nipples 90°-Elbow



SAE J 518 / ISO 6162

SFL 3 = 3000 P.S.I. - 90°

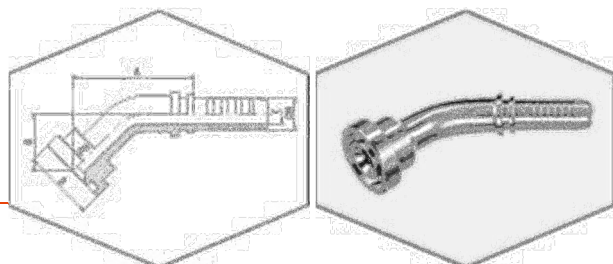
SFS 6 = 6000 P.S.I. - 90°

Hose DN	Bore in.	Flange Dimensions		Approx. Dimensions			Order-Code
		D	in.	A	B	C	
12	1/2"	30,2	1/2"	44,0	54,0	9,5	SFL3-1/2"-90°-DN 12
16	5/8"	30,2	1/2"	76,5	60,0	12,0	SFL3-1/2"-90°-DN 16
12	1/2"	38,1	3/4"	74,0	61,0	12,0	SFL3-3/4"-90°-DN 12
16	5/8"	38,1	3/4"	74,0	61,0	12,0	SFL3-3/4"-90°-DN 16
19	3/4"	38,1	3/4"	75,0	68,0	14,5	SFL3-3/4"-90°-DN 19
19	3/4"	44,5	1"	75,0	73,0	14,5	SFL3-1"-90°-DN 19
25	1"	44,5	1"	85,0	77,0	20,0	SFL3-1"-90°-DN 25
25	1"	50,8	1 1/4"	104,0	89,0	20,0	SFL3-1 1/4"-90°-DN 25
31	1 1/4"	50,8	1 1/4"	102,0	92,0	25,0	SFL3-1 1/4"-90°-DN 31
31	1 1/4"	60,3	1 1/2"	124,0	92,5	25,0	SFL3-1 1/2"-90°-DN 31
38	1 1/2"	60,3	1 1/2"	124,0	104,0	31,0	SFL3-1 1/2"-90°-DN 38
38	1 1/2"	71,4	2"	120,0	120,0	31,0	SFL3-2"-90°-DN 38
51	2"	71,4	2"	146,0	144,0	42,0	SFL3-2"-90°-DN 51
60	2 3/8"	84,1	2 1/2"				SFL3-2 1/2"-90°-DN 60
76	3"	101,5	3"				SFL3-3"-90°-DN 76
80		101,5	3"				SFL3-3"-90°-DN 80

Hose DN	Bore in.	Flange Dimensions		Approx. Dimensions			Order-Code
		D	in.	A	B	C	
12	1/2"	31,7	1/2"	44,0	56,0	9,5	SFS6-1/2"-90°-DN 12
16	5/8"	31,7	1/2"	76,5	60,0	12,0	SFS6-1/2"-90°-DN 16
12	1/2"	41,3	3/4"	74,0	63,5	12,0	SFS6-3/4"-90°-DN 12
16	5/8"	41,3	3/4"	74,0	63,5	12,0	SFS6-3/4"-90°-DN 16
19	3/4"	41,3	3/4"	75,0	70,0	14,5	SFS6-3/4"-90°-DN 19
19	3/4"	47,6	1"	77,0	72,0	14,5	SFS6-1"-90°-DN 19
25	1"	47,6	1"	84,0	78,0	20,0	SFS6-1"-90°-DN 25
25	1"	54,0	1 1/4"	105,0	91,0	20,0	SFS6-1 1/4"-90°-DN 25
31	1 1/4"	54,0	1 1/4"	103,0	92,0	25,0	SFS6-1 1/4"-90°-DN 31
31	1 1/4"	63,5	1 1/2"	124,0	95,0	25,0	SFS6-1 1/2"-90°-DN 31
38	1 1/2"	63,5	1 1/2"	124,0	104,0	31,0	SFS6-1 1/2"-90°-DN 38
38	1 1/2"	79,4	2"	120,0	122,0	31,0	SFS6-2"-90°-DN 38
51	2"	79,4	2"	147,0	139,0	42,0	SFS6-2"-90°-DN 51

SFL-SFS Peremes Csatlakozó 45°-Könyök - SAE

SAE-Flanged Nipples 45°-Elbow



SAE J 518 / ISO 6162

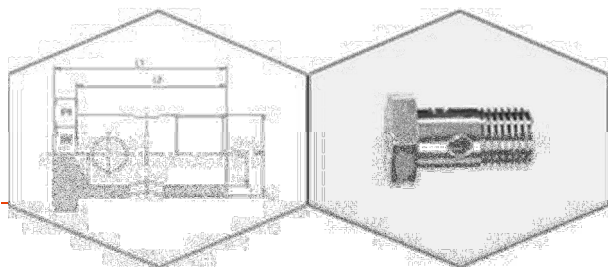
SFL 3 = 3000 P.S.I. - 45°

SFS 6 = 6000 P.S.I. - 45°

Hose DN	Bore in.	Flange Dimensions		Approx. Dimensions			Order-Code
		D	in.	A	B	C	
12	1/2"	30,2	1/2"	60,0	30,0	9,5	SFL3-1/2"-45°-DN 12
16	5/8"	30,2	1/2"	90,5	34,0	12,0	SFL3-1/2"-45°-DN 16
12	1/2"	38,1	3/4"	90,5	34,0	12,0	SFL3-3/4"-45°-DN 12
16	5/8"	38,1	3/4"	90,5	34,0	12,0	SFL3-3/4"-45°-DN 16
19	3/4"	38,1	3/4"	85,0	36,0	14,5	SFL3-3/4"-45°-DN 19
19	3/4"	44,5	1"	91,0	31,0	14,5	SFL3-1"-45°-DN 19
25	1"	44,5	1"	90,0	39,0	20,0	SFL3-1"-45°-DN 25
25	1"	50,8	1 1/4"	118,0	43,0	20,0	SFL3-1 1/4"-45°-DN 25
31	1 1/4"	50,8	1 1/4"	111,0	44,0	25,0	SFL3-1 1/4"-45°-DN 31
31	1 1/4"	60,3	1 1/2"	138,0	36,0	25,0	SFL3-1 1/2"-45°-DN 31
38	1 1/2"	60,3	1 1/2"	134,0	45,0	31,0	SFL3-1 1/2"-45°-DN 38
38	1 1/2"	71,4	2"	142,0	58,0	31,0	SFL3-2"-45°-DN 38
51	2"	71,4	2"	162,0	57,0	42,0	SFL3-2"-45°-DN 51
60	2 3/8"	84,1	2 1/2"				SFL3-2 1/2"-45°-DN 60
76	3"	101,5	3"				SFL3-3"-45°-DN 76
80		101,5	3"				SFL3-3"-45°-DN 80

Hose DN	Bore in.	Flange Dimensions		Approx. Dimensions			Order-Code
		D	in.	A	B	C	
12	1/2"	31,7	1/2"	62,0	32,0	9,5	SFS6-1/2"-45°-DN 12
16	5/8"	31,7	1/2"	91,5	35,0	12,0	SFS6-1/2"-45°-DN 16
12	1/2"	41,3	3/4"	91,5	35,0	12,0	SFS6-3/4"-45°-DN 12
16	5/8"	41,3	3/4"	91,5	35,0	12,0	SFS6-3/4"-45°-DN 16
19	3/4"	41,3	3/4"	85,0	40,0	14,5	SFS6-3/4"-45°-DN 19
19	3/4"	47,6	1"	94,0	31,0	14,5	SFS6-1"-45°-DN 19
25	1"	47,6	1"	92,5	38,5	20,0	SFS6-1"-45°-DN 25
25	1"	54,0	1 1/4"	119,0	47,5	20,0	SFS6-1 1/4"-45°-DN 25
31	1 1/4"	54,0	1 1/4"	112,0	47,0	25,0	SFS6-1 1/4"-45°-DN 31
31	1 1/4"	63,5	1 1/2"	141,5	43,0	25,0	SFS6-1 1/2"-45°-DN 31
38	1 1/2"	63,5	1 1/2"	134,0	48,0	31,0	SFS6-1 1/2"-45°-DN 38
38	1 1/2"	79,4	2"	143,0	64,0	31,0	SFS6-2"-45°-DN 38
51	2"	79,4	2"	165,5	60,0	42,0	SFS6-2"-45°-DN 51

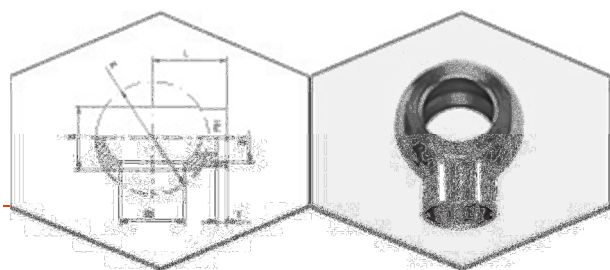
Szemcsvar Metrikus Bolts



Metric (DIN 7643) + BSP

Thread	Approx. Dimensions				Order-Code
	L1	L2	D	SW	
G					
M 10 x 1	25	19	5,5	14	HS-M 10x1
M 12 x 1,5	30	24	7,0	17	HS-M 12x1,5
M 14 x 1,5	32	26	9,0	19	HS-M 14x1,5
M 16 x 1,5	34	28	11,0	22	HS-M 16x1,5
M 18 x 1,5	38	32	13,0	24	HS-M 18x1,5
M 22 x 1,5	46	39	16,0	27	HS-M 22x1,5
M 26 x 1,5	52	45	20,0	32	HS-M 26x1,5
G 1/8"	25	19	5,5	14	HS-G 1/8"
G 1/4"	32	26	8,0	19	HS-G 1/4"
G 3/8"	34	28	11,0	22	HS-G 3/8"
G 1/2"	45	38	13,0	27	HS-G 1/2"
G 3/4"	52	45	20,0	32	HS-G 3/4"

Szemes Csatlakozó Forraszható Metrikus Banjos

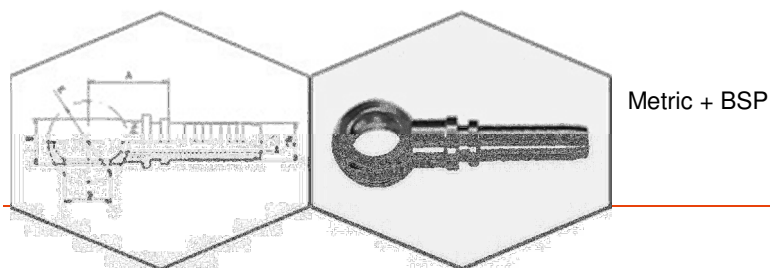


DIN 7642

For Soldering, Form B

Tube O.D.	For Bold	Approx. Dimensions					Order-Code
D1	D2	b	L	t	K		
6	M 10 x 1 + 1/8	10	16	6	17		RGN-06
8	M 12 x 1,5	12	18	6	20		RGN-08
10	M 14 x 1,5	14	20	6	24		RGN-10
12	M 16 x 1,5 + 3/8"	16	22	6	28		RGN-12
15	M 18 x 1,5	20	24	6	32		RGN-15
18	M 22 x 1,5	25	27	6	39		RGN-18
22	M 26 x 1,5 + 3/4"	30	32	8	46		RGN-22

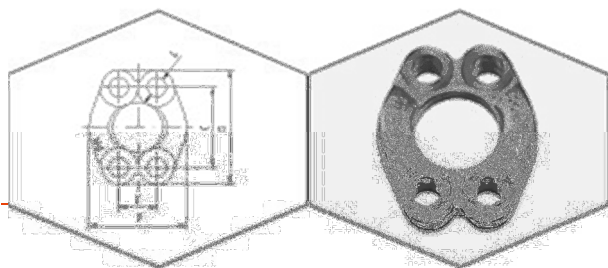
Szemes Csatlakozó Metrikus és BSP Banjos



Hose DN	Bore in.	For Bolt D2	Approx. Dimensions				Order-Code
			D	A	B	C	
06	1/4"	M 10 x 1 + G 1/8"	10,1	33,0	10	4,0	RGN-10-DN 06
06	1/4"	M 12 x 1,5	12,1	36,0	12	4,0	RGN-12-DN 06
06	1/4"	M 14 x 1,5	14,1	27,5	14	4,0	RGN-14-DN 06
06	1/4"	G 1/4"	13,3	27,5	14	4,0	RGN-1/4"-DN 06
08	5/16"	M 10 x 1 + G 1/8"	10,1	33,0	10	5,5	RGN-10-DN 08
08	5/16"	M 12 x 1,5	12,1	36,0	12	5,5	RGN-12-DN 08
08	5/16"	M 14 x 1,5	14,1	27,5	14	5,5	RGN-14-DN 08
08	5/16"	M 16 x 1,5 + G 3/8"	16,1	35,5	16	5,5	RGN-16-DN 08
10	3/8"	M 14 x 1,5	14,1	37,5	14	7,0	RGN-14-DN 10
10	3/8"	M 16 x 1,5 + G 3/8"	16,1	35,5	16	7,0	RGN-16-DN 10
10	3/8"	M 18 x 1,5	18,1	40,5	20	7,0	RGN-18-DN 10
10	3/8"	G 1/2"	21,2	45,5	22	7,0	RGN-1/2"-DN 10
12	1/2"	G 1/2"	21,2	46,5	22	9,5	RGN-1/2"-DN 12
12	1/2"	M 16 x 1,5 + G 3/8"	16,1	36,0	16	9,5	RGN-16-DN 12
12	1/2"	M 18 x 1,5	18,1	38,0	20	9,5	RGN-18-DN 12
12	1/2"	M 22 x 1,5	22,1	47,0	25	9,5	RGN-22-DN 12
16	5/8"	M 22 x 1,5	22,1	47,5	25	12,5	RGN-22-DN 16
19	3/4"	M 26 x 1,5 + G 3/4"	26,3	53,0	30	14,5	RGN-26-DN 19

SAE-Peremszorító Bilincs

SAE-Flange Clamp



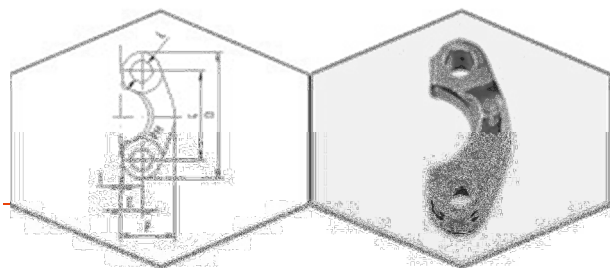
LOCHBILD / 3000 P.S.I.

Max. Working Pressure	Nominal Flange Size	Approx. Dimensions										Screws		Order-Code
		A	B	C	D	E	F	G	H	I	L	metr.	unc.	
345	1/2"	30,96	24,26	38,10	54	17,48	45,6	19	13	6,22	8,50	M 8 x 25	5/16" x 1 1/4"	VF-3-1/2"
345	3/4"	38,89	32,13	47,63	65	22,23	51,8	22	14	6,22	10,50	M 10 x 30	3/8" x 1 1/4"	VF-3-3/4"
345	1"	45,24	38,48	52,37	70	26,19	58,4	24	16	7,49	10,50	M 10 x 35	3/8" x 1 1/4"	VF-3-1"
276	1 1/4"	51,59	43,69	58,72	79	30,18	72,6	22	16	7,49	12,00	M 10 x 35	7/16" x 1 1/2"	VF-3-1 1/4"
207	1 1/2"	61,09	50,80	69,85	94	35,71	82,2	25	16	7,49	13,50	M 12 x 35	1/2" x 1 1/2"	VF-3-1 1/2"
207	2"	72,24	62,74	77,77	102	42,88	96,4	26	16	9,02	13,50	M 12 x 35	1/2" x 1 1/2"	VF-3-2"
172	2 1/2"	84,94	74,93	88,90	114	50,80	108,2	38	19	9,02	13,50	M 12 x 35	1/2" x 1 1/2"	VF-3-2 1/2"
138	3"	102,39	90,93	106,38	135	61,93	130,6	41	22	9,02	16,75	M 16 x 50	5/8" x 2"	VF-3-3"

LOCHBILD / 6000 P.S.I.

Max. Working Pressure	Nominal Flange Size	Approx. Dimensions										Screws		Order-Code
		A	B	C	D	E	F	G	H	I	L	metr.	unc.	
420	1/2"	32,45	24,64	40,49	56	18,24	47,2	22	16	7,24	8,50	M 8 x 30	5/16" x 1 1/4"	VF-6-1/2"
420	3/4"	42,06	32,51	50,80	71	23,80	60,0	28	19	8,26	10,50	M 10 x 35	3/8" x 1 1/2"	VF-6-3/4"
420	1"	48,41	38,86	57,15	81	27,76	69,9	33	24	9,02	12,50	M 12 x 45		VF-6-1"
420	1 1/4"	54,76	44,45	66,68	95	31,75	77,2	38	27	9,78	14,50	M 14 x 50	1/2" x 1 3/4"	VF-6-1 1/4"
420	1 1/2"	64,29	51,56	79,38	113	36,50	95,0	43	30	12,07	16,75	M 16 x 55	5/8" x 2"	VF-6-1 1/2"
420	2"	80,16	67,56	96,82	133	44,45	113,8	52	37	12,07	21,00	M 20 x 65	3/4" x 2 1/2"	VF-6-2"

SAE-Peremszorító Bilincs Hasított SAE-Split Flange Halves




LOCHBILD / 3000 P.S.I.

Max. Working Pressure	Nominal Flange Size	Approx. Dimensions										Screws		Order-Code
		bar	in.	A	B	C	D	E	F	G	H	I	L	
345	1/2"	30,96	24,26	38,10	54	8,74	22,8	19	13	6,22	8,50	M 8 x 25	5/16" x 1 1/4"	FLH-3-1/2"
345	3/4"	38,89	32,13	47,63	65	11,13	25,9	22	14	6,22	10,50	M 10 x 30	3/8" x 1 1/4"	FLH-3-3/4"
345	1"	45,24	38,48	52,37	70	13,08	29,2	24	16	7,49	10,50	M 10 x 30	3/8" x 1 1/4"	FLH-3-1"
276	1 1/4"	51,59	43,69	58,72	79	15,09	36,3	22	16	7,49	12,00	M 10 x 35	7/16" x 1 1/2"	FLH-3-1 1/4"
207	1 1/2"	61,09	50,80	69,85	94	17,86	41,1	25	16	7,49	13,50	M 12 x 35	1/2" x 1 1/2"	FLH-3-1 1/2"
207	2"	72,24	62,74	77,77	102	21,44	48,2	26	16	9,02	13,50	M 12 x 35	1/2" x 1 1/2"	FLH-3-2"
172	2 1/2"	84,94	74,93	88,90	114	25,40	54,1	38	19	9,02	13,50	M 12 x 40	1/2" x 1 1/2"	FLH-3-2 1/2"
138	3"	102,39	90,93	106,38	135	30,96	65,3	41	22	9,02	16,75	M 16 x 45	5/8" x 2"	FLH-3-3"

LOCHBILD / 6000 P.S.I.

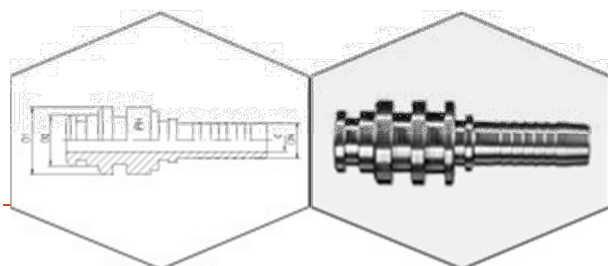
Max. Working Pressure	Nominal Flange Size	Approx. Dimensions										Screws		Order-Code
		bar	in.	A	B	C	D	E	F	G	H	I	L	
420	1/2"	32,45	24,64	40,49	56	9,12	23,6	22	16	7,24	8,50	M 8 x 30	5/16" x 1 1/4"	FLH-6-1/2"
420	3/4"	42,06	32,51	50,80	71	11,91	30,0	28	19	8,26	10,50	M 10 x 35	3/8" x 1 1/2"	FLH-6-3/4"
420	1"	48,41	38,86	57,15	81	13,89	34,8	33	24	9,02	12,50	M 12 x 45		FLH-6-1"
420	1 1/4"	54,76	44,45	66,68	95	15,88	38,6	38	27	9,78	14,50	M 14 x 50		FLH-6-1 1/4"
420	1 1/2"	64,29	51,56	79,38	113	18,26	47,5	43	30	12,07	16,75	M 16 x 55	5/8" x 2"	FLH-6-1 1/2"
420	2"	80,16	67,56	96,82	133	22,23	56,9	52	37	12,07	21,00	M 20 x 65	3/4" x 2 1/2"	FLH-6-2"

SAE – Peremszorítóhor Metrikus Csavar Rugós alátéttel SAE-Split Flange Halves Metric Screws inclusive snap ring



Thread		Order-Code
M 8 x 25		MS-8x25
M 8 x 30		MS-8x30
M 10 x 30		MS-10x30
M 10 x 35		MS-10x35
M 12 x 35		MS-12x35
M 12 x 40		MS-12x40
M 12 x 45		MS-12x45
M 14 x 50		MS-14x50
M 16 x 45		MS-16x45
M 16 x 55		MS-16x55
M 20 x 65		MS-20x65

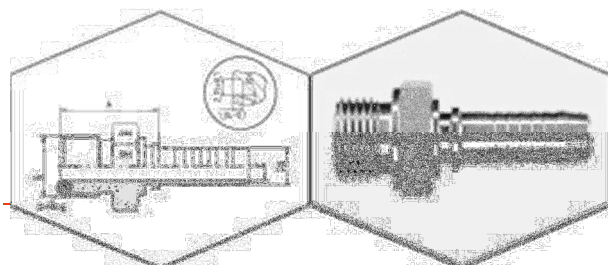
Gyors-Kapcsolatbontású Fitting Quick-Disconnect O-Nipples



Torsion-free

Hose	Bore	Approx. Dimensions			Order-Code
		DN	in.	C	
06	1/4"	15	10	4,0	STN-15-DN 06
10	3/8"	20	14	7,0	STN-20-DN 10
12	1/2"	24	18	9,5	STN-24-DN 12
16	5/8"	26	21	12,5	STN-26-DN 16
19	3/4"	29	24	14,5	STN-29-DN 19
25	1"	39	31	20,0	STN-39-DN 25

ORFS- Külsőmenetes Csatlakozó ORFS-Male Nipples

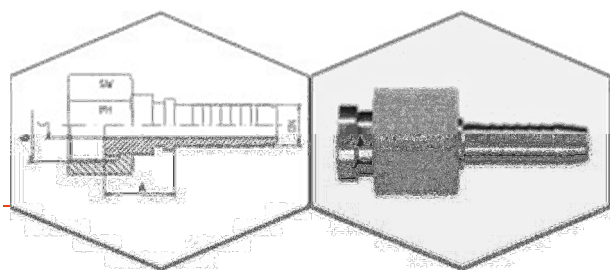


Flat sealing with O-ring Seal - NBR

Hose	Bore	Thread	Approx. Dimensions			O-ring	Order-Code
			A	C	SW		
06	1/4"	9/16"-18	24,0	4,0	17	7,65 x 1,78	MORFS-9/16"-DN 06
10	3/8"	11/16"-16	26,0	6,5	19	9,25 x 1,78	MORFS-11/16"-DN 10
12	1/2"	13/16"-16	28,0	9,5	22	12,42 x 1,78	MORFS-13/16"-DN 12
16	5/8"	1"-14	34,5	12,5	27	15,60 x 1,78	MORFS-1"-DN 16
19	3/4"	1. 3/16"-12	38,0	14,5	32	18,77 x 1,78	MORFS-1. 3/16"-DN 19
25	1"	1. 7/16"-12	39,7	20,0	41	23,52 x 1,78	MORFS-1. 7/16"-DN 25
31	1 1/4"	1. 11/16"-12	42,5	25,5	46	29,87 x 1,78	MORFS-1. 11/16"-DN 31
38	1 1/2"	2"-12	46,5	31,5	55	37,82 x 1,78	MORFS-2"-DN 38

ORFS – Egyenes Hollanderes Csatlakozó

ORFS-Nipples Straight

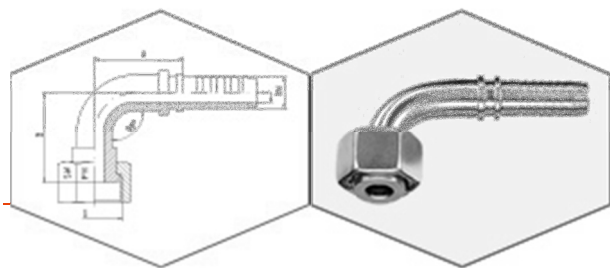


FORFS - Straight
Flat sealing with Nut

Hose	Bore	Thread	Approx. Dimensions			Order-Code
			DN	in.	G	
06	1/4"	9/16"-18	27,0	4,0	19	FORFS-9/16"-DN 06
06	1/4"	11/16"-16	27,0	4,0	22	FORFS-11/16"-DN 06
08	5/16"	11/16"-16	29,5	5,5	22	FORFS-11/16"-DN 08
10	3/8"	11/16"-16	29,5	7,0	22	FORFS-11/16"-DN 10
10	3/8"	13/16"-16	29,5	7,0	24	FORFS-13/16"-DN 10
12	1/2"	13/16"-16	29,5	9,5	24	FORFS-13/16"-DN 12
12	1/2"	1"-14	34,5	9,5	30	FORFS-1"-DN 12
16	5/8"	1"-14	34,0	12,5	30	FORFS-1"-DN 16
19	3/4"	1"-14	36,0	11,5	30	FORFS-1"-DN 19
12	1/2"	1. 3/16"-12	35,0	9,5	36	FORFS-1. 3/16"-DN 12
16	5/8"	1. 3/16"-12	33,0	12,5	36	FORFS-1. 3/16"-DN 16
19	3/4"	1. 3/16"-12	37,0	14,5	36	FORFS-1. 3/16"-DN 19
19	3/4"	1. 7/16"-23		14,5	41	FORFS-1. 7/16"-DN 19
25	1"	1. 7/16"-12	39,5	20,0	41	FORFS-1. 7/16"-DN 25
31	1 1/4"	1. 11/16"-12	38,0	25,5	50	FORFS-1. 11/16"-DN 31
38	1 1/2"	2"-12	39,0	31,5	60	FORFS-2"-DN 38

ORFS –Hollanderes Csatlakozó 90°-Könyök

ORFS-Nipples 90°-Elbow

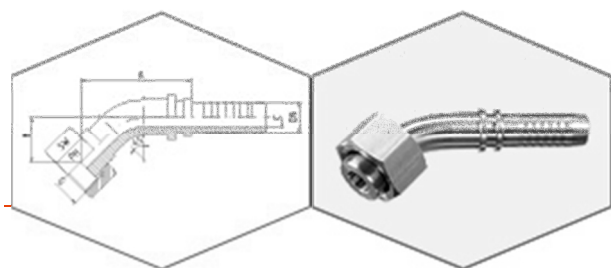


FORFS - 90°-Elbow
Flat sealing with Nut

Hose	Bore	Thread	Approx. Dimensions				Order-Code
DN	in.	G	A	B	C	SW	
06	1/4"	9/16"-18	30,0	28,0	4,0	19	FORFS-9/16"-90°-DN 06
06	1/4"	11/16"-16	30,0	30,0	4,0	22	FORFS-11/16"-90°-DN 06
08	5/16"	11/16"-16				22	FORFS-11/16"-90°-DN 08
10	3/8"	11/16"-16	35,0	31,0	7,0	22	FORFS-11/16"-90°-DN 10
10	3/8"	13/16"-16				24	FORFS-13/16"-90°-DN 10
12	1/2"	13/16"-16	44,0	36,5	9,5	24	FORFS-13/16"-90°-DN 12
12	1/2"	1"-14				30	FORFS-1"-90°-DN 12
16	5/8"	1"-14	56,0	49,0	12,5	30	FORFS-1"-90°-DN 16
19	3/4"	1"-14				30	FORFS-1"-90°-DN 19
12	1/2"	1. 3/16"-12				36	FORFS-1. 3/16"-90°-DN 12
16	5/8"	1. 3/16"-12				36	FORFS-1. 3/16"-90°-DN 16
19	3/4"	1. 3/16"-12	74,0	52,5	14,5	36	FORFS-1. 3/16"-90°-DN 19
19	3/4"	1. 7/16"-23				41	FORFS-1. 7/16"-90°-DN 19
25	1"	1. 7/16"-12	83,5	66,0	20,0	41	FORFS-1. 7/16"-90°-DN 25
31	1 1/4"	1. 11/16"-12	86,5	79,0	25,0	50	FORFS-1. 11/16"-90°-DN 31
38	1 1/2"	2"-12	104,0	97,0	31,0	60	FORFS-2"-90°-DN 38

ORFS –Hollanderes Csatlakozó 90°-Könyök

ORFS-Nipples 45°-Elbow



FORFS - 45°-Elbow
Flat sealing with Nut

Hose	Bore	Thread	Approx. Dimensions				Order-Code
DN	in.	G	A	B	C	SW	
06	1/4"	9/16"-18	38,0	15,5	4,0	19	FORFS-9/16"-45°-DN 06
06	1/4"	11/16"-16				22	FORFS-11/16"-45°-DN 06
08	5/16"	11/16"-16				22	FORFS-11/16"-45°-DN 08
10	3/8"	11/16"-16	40,5	15,0	7,0	22	FORFS-11/16"-45°-DN 10
10	3/8"	13/16"-16				24	FORFS-13/16"-45°-DN 10
12	1/2"	13/16"-16	52,5	17,5	9,5	24	FORFS-13/16"-45°-DN 12
12	1/2"	1"-14				30	FORFS-1"-45°-DN 12
16	5/8"	1"-14	59,0	24,0	12,5	30	FORFS-1"-45°-DN 16
19	3/4"	1"-14				30	FORFS-1"-45°-DN 19
12	1/2"	1. 3/16"-12				36	FORFS-1. 3/16"-45°-DN 12
16	5/8"	1. 3/16"-12				36	FORFS-1. 3/16"-45°-DN 16
19	3/4"	1. 3/16"-12	76,5	25,5	14,5	36	FORFS-1. 3/16"-45°-DN 19
19	3/4"	1. 7/16"-23				41	FORFS-1. 7/16"-45°-DN 19
25	1"	1. 7/16"-12				41	FORFS-1. 7/16"-45°-DN 25
31	1 1/4"	1. 11/16"-12				50	FORFS-1. 11/16"-45°-DN 31
38	1 1/2"	2"-12	108,0	42,0	31,0	60	FORFS-2"-45°-DN 38