




Tartalom Jegyzék



Kép / Image	Sz. / No.	Termék Csoport / Product Groups	Oldal / Page
	Gyorscsatlakozó BM „BSP”– ISO - B / Quick Release Couplings - ISO-Norm B		
		• Gyorscsatlakozó BSP Bm Menettel / BSP-Parallel	2
		• Gyorscsatlakozó NPT Bm – ISO - B / NPT-Female	3
	Csavaros Gyorscsatlakozó BSP Bm , Típus SK / Quick Disconnect Screw Couplings		
		• SK Gyorscsatlakozó BSP Bm / Type: SK	4
		• SK Gyorscsatlakozó Km „L” Típus / Type: SK	5
	Porvédő Sapka SK és ISO B típushoz / Accessories Type: SK / Type: Iso-Norm B		
		• SK Porvédő Sapka / Dust Cap Type: SK	7
		• SK Porvédő Dudó / Dust Plug Type:SK	7
		• ISO – B Porvédő Sapka / Dust Cap Iso-Norm B	8
	Csepmentes Gyors Csatlakozó / Flat-Face Quick Release Couplings		
		• Csepmentes Gyors Csatlakozó / Flat-Face Quick Release Couplings	9
	HSK - Nagy Nyomású Csavaros Gyorscsatlakozó / High Pressure Screw Couplings - Type: HSK		
		• HSK - Nagy Nyomású Csavaros Gyorscsatlakozó / High Pressure Screw Couplings - Type: HSK	10
	HSK Porvédő / Accessories - Type: HSK		
		• HSK Porvédő Dugó / Dust Plug	11
		• HSK Porvédő Sapka /Dust Cap	11

Gyorscsatlakozó „BSP” Bm - ISO- B / Quick Release Couplings - ISO-Norm B - BSP-Parallel

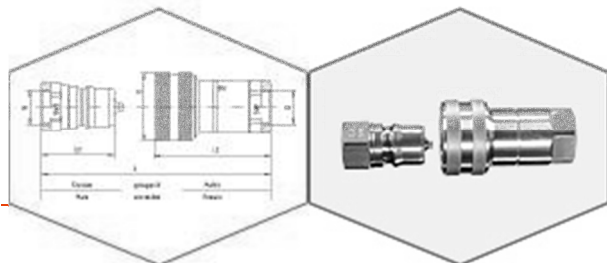
ISO-Norm B

Completely made in AISI 316 Stainless Steel, Viton Seals and PTFE "bk" Rings

BSPP - Female Thread DIN / ISO 228

They are interchangeable with ISO-Standard "B-Series", also available with ball occlusion.

Burst Pressure: 2,5 times Working Pressure



Pressure	Thread	Approx. Dimensions						Max. Flow Rate	Order-Code
		D	L	L1	L2	SW1	SW2		
PB	G=BSP							l/min.	Female / Anya
300	1/8"	24	62,0		50,0	14		6	SV-Mu-G 1/8"
300	1/4"	28	74,5		58,5	19		12	SV-Mu-G 1/4"
250	3/8"	35	78,5		64,0	24		23	SV-Mu-G 3/8"
250	1/2"	42	91,5		73,0	30		45	SV-Mu-G 1/2"
250	3/4"	52	107,5		87,5	36		105	SV-Mu-G 3/4"
200	1"	60	126,5		103,0	41		185	SV-Mu-G 1"
140	1 1/4"	75	198,0		126,0	65		370	SV-Mu-G 1 1/4"
140	1 1/2"	75	199,0		126,0	65		370	SV-Mu-G 1 1/2"
90	2"	105	222,0		142,0	90		750	SV-Mu-G 2"

Pressure	Thread	Approx. Dimensions						Max. Flow Rate	Order-Code
		D	L	L1	L2	SW1	SW2		
PB	G=BSP							l/min.	Male / Apa
300	1/8"		62,0	31,0			14	6	SV-St-G 1/8"
300	1/4"		74,5	37,0			19	12	SV-St-G 1/4"
250	3/8"		78,5	39,0			22	23	SV-St-G 3/8"
250	1/2"		91,5	45,5			27	45	SV-St-G 1/2"
250	3/4"		107,5	54,0			36	105	SV-St-G 3/4"
200	1"		126,5	63,0			41	185	SV-St-G 1"
140	1 1/4"		198,0	126,0			65	370	SV-St-G 1 1/4"
140	1 1/2"		199,0	126,0			65	370	SV-St-G 1 1/2"
90	2"		222,0	142,0			90	750	SV-St-G 2"

Gyorscsatlakozó NPT Bm – ISO - B / Quick Release Couplings - ISO-Norm B - NPT



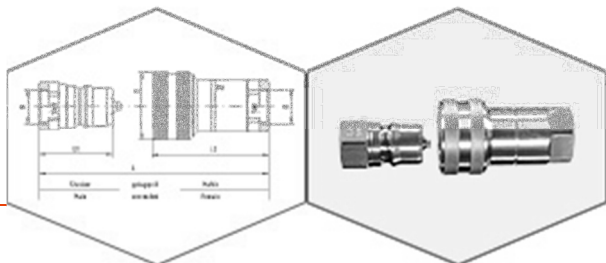
ISO-Norm B

Completely made in AISI 316 Stainless Steel, Viton Seals and PTFE "bk" Rings

NPT - Female Thread

They are interchangeable with ISO-Standard "B-Series", also available with ball occlusion.

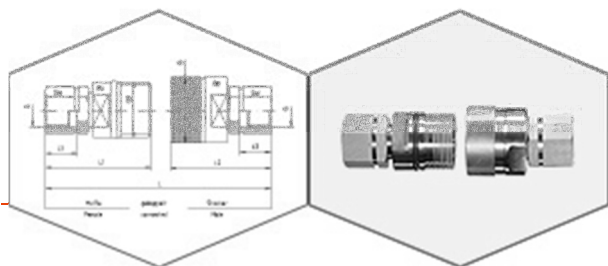
Burst Pressure: 2,5 times Working Pressure



Pressure	Thread	Approx. Dimensions						Max. Flow Rate	Order-Code
		D	L	L1	L2	SW1	SW2		
PB	G=NPT							l/min.	Female / Anya
300	1/8"	24	62,0		50,0	14		6	SV-Mu-NPT-1/8"
300	1/4"	28	74,5		58,5	19		12	SV-Mu-NPT-1/4"
250	3/8"	35	78,5		64,0	24		23	SV-Mu-NPT-3/8"
250	1/2"	42	91,5		73,0	30		45	SV-Mu-NPT-1/2"
250	3/4"	52	107,5		87,5	36		105	SV-Mu-NPT-3/4"
200	1"	60	126,5		103,0	41		185	SV-Mu-NPT-1"
140	1 1/4"	75	198,0		126,0	65		370	SV-Mu-NPT-1 1/4"
140	1 1/2"	75	199,0		126,0	65		370	SV-Mu-NPT-1 1/2"
90	2"	105	222,0		142,0	90		750	SV-Mu-NPT-2"

Pressure	Thread	Approx. Dimensions						Max. Flow Rate	Order-Code
		D	L	L1	L2	SW1	SW2		
PB	G=NPT							l/min.	Male / Apa
300	1/8"		62,0	31,0			14	6	SV-St-NPT-1/8"
300	1/4"		74,5	37,0			19	12	SV-St-NPT-1/4"
250	3/8"		78,5	39,0			22	23	SV-St-NPT-3/8"
250	1/2"		91,5	45,5			27	45	SV-St-NPT-1/2"
250	3/4"		107,5	54,0			36	105	SV-St-NPT-3/4"
200	1"		126,5	63,0			41	185	SV-St-NPT-1"
140	1 1/4"		198,0	126,0			65	370	SV-St-NPT-1 1/4"
140	1 1/2"		199,0	126,0			65	370	SV-St-NPT-1 1/2"
90	2"		222,0	142,0			90	750	SV-St-NPT-2"

Csavaros Gyorscsatlakozó BSP Bm , Típus SK/ Quick Disconnect Screw Couplings Type: SK



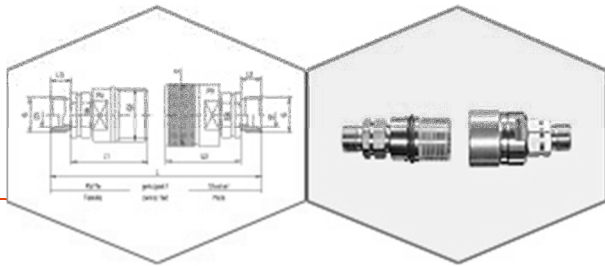
Female Thread: BSP - Parallel

DIN / ISO 228

Size	DN	Thread		Approx. Dimensions						Order-Code
		G=BSP	G2	D	L	L1	L2	L3	SW	Female / Anya
1	6	G 1/4"	24 x 2		92,0	59,0		13	19	SKM-1-G 1/4"
2	8	G 3/8"	28 x 2		98,5	64,0		13	22	SKM-2-G 3/8"
3	12	G 1/2"	36 x 2		103,0	67,0		15	30	SKM-3-G 1/2"
4	16	G 3/4"	42 x 2		123,5	81,5		18	36	SKM-4-G 3/4"
6	20	G 1"	48 x 3		144,5	97,0		22	41	SKM-6-G 1"
8	32	G 1 1/2"	70 x 3		187,0	116,0		25	60	SKM-8-G 1 1/2"

Size	DN	Thread		Approx. Dimensions						Order-Code
		G=BSP	G2	D	L	L1	L2	L3	SW	Male / Apa
1	6	G 1/4"	24 x 2	30	92,0		58,0	13	19	SKS-1-G 1/4"
2	8	G 3/8"	28 x 2	35	98,5		61,0	13	22	SKS-2-G 3/8"
3	12	G 1/2"	36 x 2	42	103,0		63,5	15	30	SKS-3-G 1/2"
4	16	G 3/4"	42 x 2	48	123,5		73,5	18	36	SKS-4-G 3/4"
6	20	G 1"	48 x 3	55	144,5		82,5	22	41	SKS-6-G 1"
8	32	G 1 1/2"	70 x 3	80	187,0		107,0	25	60	SKS-8-G 1 1/2"

SK Csavaros Gyorscsatlakozó Km „L” Típus / Type: SK Quick Disconnect Screw Couplings

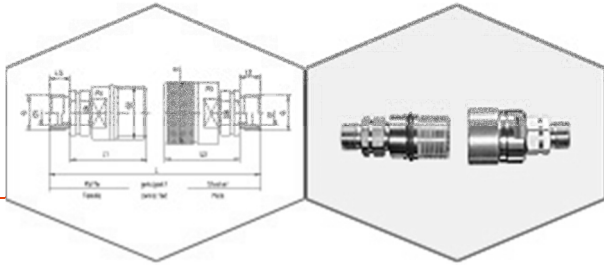


Fittings for Solderless Connectors DIN 2353 / DIN EN ISO 8434-1

Series	Size	DN	Thread		Approx. Dimensions							Order-Code	
			G	G2	D	D1	L	L1	L2	L3	SW	Female / Anya	
L	1	5	M 12 x 1,5	24 x 2		6					10	19	SKM-1-06-L
L	2	6	M 14 x 1,5	28 x 2		8	102	56,0		10	22	SKM-2-08-L	
L	2	8	M 16 x 1,5	28 x 2		10	104	56,0		11	22	SKM-2-10-L	
L	3	10	M 18 x 1,5	36 x 2		12	99	54,5		11	30	SKM-3-12-L	
L	3	12	M 22 x 1,5	36 x 2		15	101	54,5		12	30	SKM-3-15-L	
L	4	16	M 26 x 1,5	42 x 2		18				12	36	SKM-4-18-L	
L	6	20	M 30 x 2	48 x 3		22	137	79,5		14	41	SKM-6-22-L	
L	6	25	M 36 x 2	48 x 3		28				14	41	SKM-6-28-L	
L	8	32	M 45 x 2	70 x 3		35				16	55	SKM-8-35-L	
L	8	40	M 52 x 2	70 x 3		42				16	55	SKM-8-42-L	

Series	Size	DN	Thread		Approx. Dimensions							Order-Code
			G	G2	D	D1	L	L1	L2	L3	SW	Male / Apa
L	1	5	M 12 x 1,5	24 x 2	30	6				10	19	SKS-1-06-L
L	2	6	M 14 x 1,5	28 x 2	35	8	102		53	10	22	SKS-2-08-L
L	2	8	M 16 x 1,5	28 x 2	35	10	104		53	11	22	SKS-2-10-L
L	3	10	M 18 x 1,5	36 x 2	42	12	99		51	11	30	SKS-3-12-L
L	3	12	M 22 x 1,5	36 x 2	42	15	101		51	12	30	SKS-3-15-L
L	4	16	M 26 x 1,5	42 x 2	48	18				12	36	SKS-4-18-L
L	6	20	M 30 x 2	48 x 3	55	22	137		65	14	41	SKS-6-22-L
L	6	25	M 36 x 2	48 x 3	55	28				14	41	SKS-6-28-L
L	8	32	M 45 x 2	70 x 3	80	35				16	55	SKS-8-35-L
L	8	40	M 52 x 2	70 x 3	80	42				16	55	SKS-8-42-L

SK Csavaros Gyorscsatlakozó Km „S” Típus / Type: SK Quick Disconnect Screw Couplings



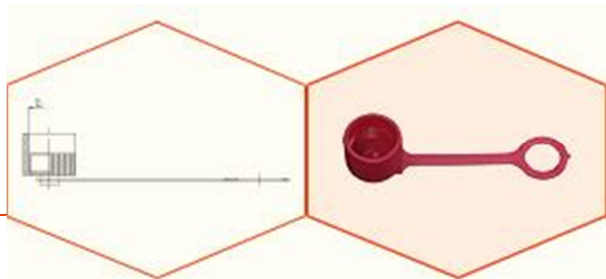
Fittings for Solderless Connectors DIN 2353 / DIN EN ISO 8434-1

Series	Size	DN	Thread		Approx. Dimensions							Order-Code	
			G	G2	D	D1	L	L1	L2	L3	SW		Female / Anya
S	1	5	M 16 x 1,5	24 x 2		8					12	19	SKM-1-08-S
S	2	6	M 18 x 1,5	28 x 2		10	100	53,0			12	27	SKM-2-10-S
S	2	8	M 20 x 1,5	28 x 2		12	100	53,0			12	27	SKM-2-12-S
S	3	10	M 22 x 1,5	36 x 2		14					14	30	SKM-3-14-S
S	3	12	M 24 x 1,5	36 x 2		16	105	54,5			14	30	SKM-3-16-S
S	4	16	M 30 x 2	42 x 2		20	125	66,5			16	36	SKM-4-20-S
S	6	20	M 36 x 2	48 x 3		25	145	79,5			18	41	SKM-6-25-S
S	8	25	M 42 x 2	70 x 3		30					20	55	SKM-8-30-S
S	8	32	M 52 x 2	70 x 3		38					22	55	SKM-8-38-S

Series	Size	DN	Thread		Approx. Dimensions							Order-Code	
			G	G2	D	D1	L	L1	L2	L3	SW		Male / Apa
S	1	5	M 16 x 1,5	24 x 2	30	8					12	19	SKS-1-08-S
S	2	6	M 18 x 1,5	28 x 2	35	10	100			50,0	12	27	SKS-2-10-S
S	2	8	M 20 x 1,5	28 x 2	35	12	100			50,0	12	27	SKS-2-12-S
S	3	10	M 22 x 1,5	36 x 2	42	14					14	30	SKS-3-14-S
S	3	12	M 24 x 1,5	36 x 2	42	16	105			51,0	14	30	SKS-3-16-S
S	4	16	M 30 x 2	42 x 2	48	20	125			58,5	16	36	SKS-4-20-S
S	6	20	M 36 x 2	48 x 3	55	25	145			65,0	18	41	SKS-6-25-S
S	8	25	M 42 x 2	70 x 3	80	30					20	55	SKS-8-30-S
S	8	32	M 52 x 2	70 x 3	80	38					22	55	SKS-8-38-S



SK Porvédő Sapka / Dust Cap Típus / Type: SK

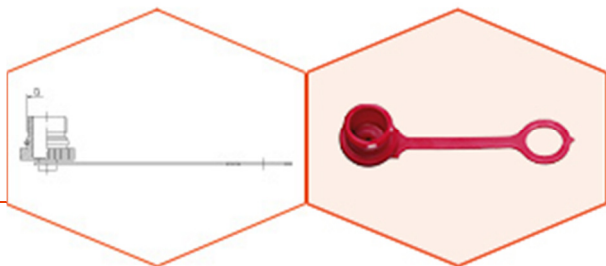


Dust Protection for Quick Screw Couplings

Dust Cap - Plastic - for Female

Size		Order-Code
	G	
1	24 x 2	SS-SKM-1
2	28 x 2	SS-SKM-2
3	36 x 2	SS-SKM-3
4	42 x 2	SS-SKM-4
6	48 x 3	SS-SKM-6
8	70 x 3	SS-SKM-8

SK Porvédő Dudó / Dust Plug Típus / Type: SK



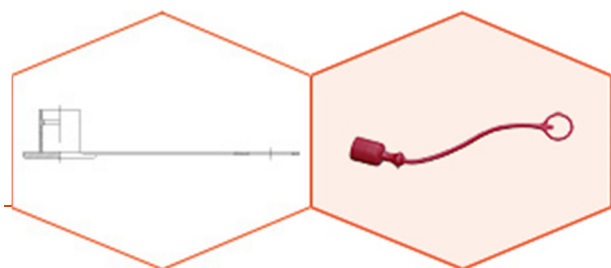
Dust Protection for Quick Screw Couplings

Dust Plug - Plastic - for Male

Size		Order-Code
	G	
1	24 x 2	SS-SKS-1
2	28 x 2	SS-SKS-2
3	36 x 2	SS-SKS-3
4	42 x 2	SS-SKS-4
6	48 x 3	SS-SKS-6
8	70 x 3	SS-SKS-8

ISO – B Porvédő Sapka / Dust Cap

Típus / Type: Iso-Norm B



Dust Protection for Quick Release Couplings

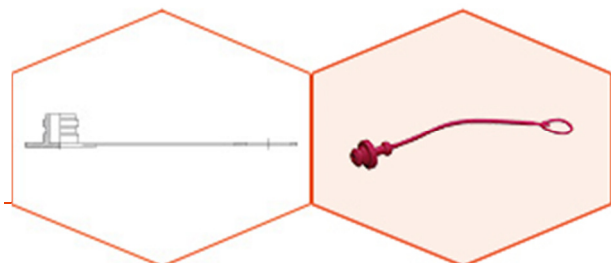
Iso-Norm B

Dust Cap - Plastic - for Male

Size	Order-Code
1/8"	SS-St-1/8"
1/4"	SS-St-1/4"
3/8"	SS-St-3/8"
1/2"	SS-St-1/2"
3/4"	SS-St-3/4"
1"	SS-St-1"
1 1/4"	SS-St-1 1/4"
1 1/2"	SS-St-1 1/2"
2"	SS-St-2"

ISO – B Porvédő Dugó / Dust Plug

Típus / Type: Iso-Norm B



Dust Protection for Quick Release Couplings

Iso-Norm B

Dust Plug - Plastic - for Female

Size	Order-Code
1/8"	SS-Mu-1/8"
1/4"	SS-Mu-1/4"
3/8"	SS-Mu-3/8"
1/2"	SS-Mu-1/2"
3/4"	SS-Mu-3/4"
1"	SS-Mu-1"
1 1/4"	SS-Mu-1 1/4"
1 1/2"	SS-Mu-1 1/2"
2"	SS-Mu-2"

Csementes Gyors Csatlakozó / Flat-Face Quick Release Couplings



According to ISO-Norm 16028 Standard

Female Thread: BSP - Parallel / DIN / ISO 228

Flat-Face quick couplings are supplied with a ball-lock-system.

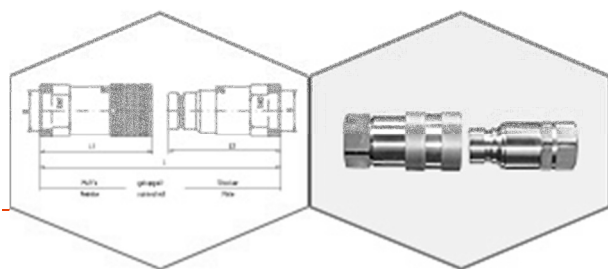
Because of it's flat construction, dirt particles can only arise at a minimum at the coupling surface. The couplings could be

connected and disconnected at the remaining pressure.

Loss of Liquid is at a minimum level, coupling procedure can be arranged with one-hand only. Air control arise during the

coupling process. The standard sealing combination is Viton/PTFE.

Working temperature is from -20°C to +200°C.



Pressure	Thread	Approx. Dimensions					Max. Flow Rate	Order-Code	
		PN	G	L	L1	L2			SW1
315	1/4"-19	86,0	48,0			22		12	FF-1/4"-F
250	3/8"-19	118,0	68,0			27		23	FF-3/8"-F
250	1/2"-14	125,0	74,0			32		45	FF-1/2"-F
250	3/4"-14	130,0	79,0			36		74	FF-3/4"-F
250	1"-11	153,0	93,0			45		100	FF-1"-F
200	1 1/4"-11	172,5	106,0			55		189	FF-1 1/4"-F
90	1 1/2"-11	173,0	132,5			65		288	FF-1 1/2"-F
60	2"-11	242,0	157,0			75		379	FF-2"-F

Pressure	Thread	Approx. Dimensions					Max. Flow Rate	Order-Code			
		PN	G	L	L1	L2			SW1	SW2	l/min.
315	1/4"-19	86,0				48		22		12	FF-1/4"-M
250	3/8"-19	118,0				67		27		23	FF-3/8"-M
250	1/2"-14	125,0				68		32		45	FF-1/2"-M
250	3/4"-14	130,0				70		36		74	FF-3/4"-M
250	1"-11	153,0				82		45		100	FF-1"-M
200	1 1/4"-11	172,5				90		55		189	FF-1 1/4"-M
90	1 1/2"-11	173,0				112		65		288	FF-1 1/2"-M
60	2"-11	242,0				124		75		379	FF-2"-M

HSK - Nagy Nyomású Csavaros Gyorscsatlakozó / High Pressure Screw Couplings - Type: HSK

Connecting and Disconnecting under Residual Pressure, as follows: size 1/4", 3/8", 1/2" = max. 10 bar

residual pressure; 3/4", 1" = max. 5 bar residual pressure, 1 1/4", 1 1/2" = max. 3 bar residual pressure

Female Thread: BSP - Parallel

DIN / ISO 228

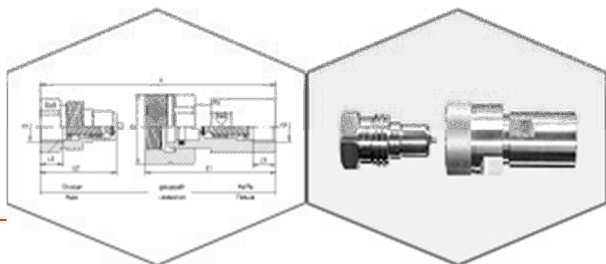
Technical Data (Standard Version)

Material: V4a = AISI 316, Sealing from FPM (Viton), Back-up Ring from PTFE

Utilization: Hydraulic Fluids on Mineral Oil and Glycol Base, Air and Water with Corrosion Protection

Temperature Range: -20°C to +200°C

Burst Pressure: 2,5 times Working Pressure

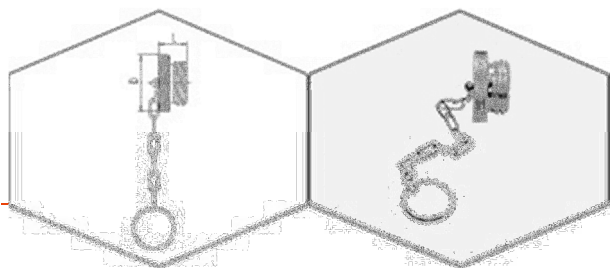


DN	Pressure	Thread	Approx. Dimensions							Order-Code
	PB	G	D	L	L1	L2	L3	SW1	SW2	Female / Anya
06	750	1/4"	30	84,0	68,0		12,5		22	HSK-M-G 1/4"
10	650	3/8"	40	89,5	75,0		12,5		27	HSK-M-G 3/8"
12,5	650	1/2"	45	102,0	86,5		15,0		34	HSK-M-G 1/2"
20	500	3/4"	55	121,0	105,0		16,5		41	HSK-M-G 3/4"
25	460	1"	60	136,0	120,0		19,0		50	HSK-M-G 1"
31,5	400	1 1/4"	80	167,0	153,0		21,5		65	HSK-M-G 1 1/4"
38	360	1 1/2"	98	190,0	170,0		22,5		75	HSK-M-G 1 1/2"

DN	Pressure	Thread	Approx. Dimensions							Order-Code
	PB	G	D	L	L1	L2	L3	SW1	SW2	Male / Apa
06	750	1/4"		84,0		43,0	12,5	25		HSK-S-G 1/4"
10	650	3/8"		89,5		48,0	12,5	32		HSK-S-G 3/8"
12,5	650	1/2"		102,0		53,0	15,0	34		HSK-S-G 1/2"
20	500	3/4"		121,0		63,0	16,5	46		HSK-S-G 3/4"
25	460	1"		136,0		72,0	19,0	50		HSK-S-G 1"
31,5	400	1 1/4"		167,0		86,0	21,5	65		HSK-S-G 1 1/4"
38	360	1 1/2"		190,0		95,0	22,5	80		HSK-S-G 1 1/2"

HSK Porvédő Dugó / Dust Plug

Típus / Type: HSK

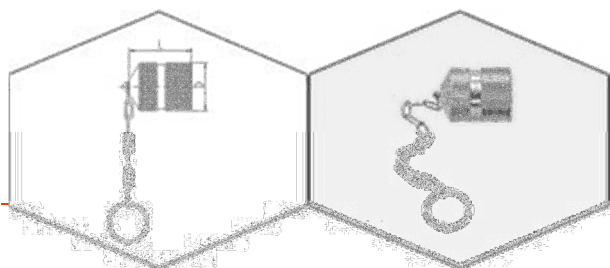


Aluminium Dust Protection
Dust Plug for Female

Size	Approx. Dimensions		Order-Code
DN	D	L	Female
10,0	40,0	20	SS-HSKM-10
12,5	45,0	22	SS-HSKM-12,5
20,0	54,5	27	SS-HSKM-20
25,0	60,0	33	SS-HSKM-25
31,5	79,0	38	SS-HSKM-31,5
38,0	98,0	45	SS-HSKM-38

HSK Porvédő Sapka / Dust Cap

Típus / Type: HSK



Aluminium Dust Protection
Dust Cap for Male

Size	Approx. Dimensions		Order-Code
DN	D	L	Male
10,0	35	46,5	SS-HSKS-10
12,5	38	51,0	SS-HSKS-12,5
20,0	50	60,5	SS-HSKS-20
25,0	58	67,0	SS-HSKS-25
31,5	74	81,0	SS-HSKS-31,5
38,0	85	100,00	SS-HSKS-38