

## Tartalom Jegyzék



Kép / Image	Sz. / No.	Termék Csoport / Product Groups	Oldal / Page
		<b>Forgó Könyök Csatlakozók L és S Széria / Rotary Couplings</b>	
		• Forgó Csatlakozók „BSP” Km / Rotary Couplings - Standard	<b>2</b>
		• Forgó Csatlakozók „BSP” Km FK / Rotary Couplings - SC	<b>3</b>
		• Forgó Csatlakozók „BSP” Km Test / Rotary Couplings - OMD	<b>4</b>

# Forgó Könyök Csatlakozók „BSP” Km Sztenderd / Rotary Couplings- Standard

Elbow Rotary Couplings

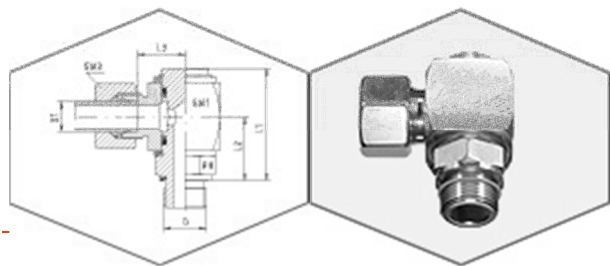
Thread G: BSP - Parallel

Construction: Bodies made from Steel Bar

Sealing Combination:

-O-ring + wd = Viton / FPM

-Backing Ring = PTFE



Series	Pressure	Tube O.D.		Approx. Dimensions					Order-Code
		D1	G	L1	L2	L3	SW1	SW3	
L	250	6	1/8"	47,0	26,5	16,5	16,5	14	DGWE-L-06-G 1/8"-wd
L	250	6	1/4"	47,5	26,5	16,5	16,5	14	DGWE-L-06-G 1/4"-wd
L	250	6	3/8"	47,5	26,5	16,5	16,5	14	DGWE-L-06-G 3/8"-wd
L	250	8	1/4"	47,5	26,5	16,5	16,5	17	DGWE-L-08-G 1/4"-wd
L	250	8	3/8"	47,5	26,5	16,5	16,5	17	DGWE-L-08-G 3/8"-wd
L	250	10	1/4"	47,5	26,5	17,5	17,5	19	DGWE-L-10-G 1/4"-wd
L	250	10	3/8"	47,5	26,5	17,5	17,5	19	DGWE-L-10-G 3/8"-wd
L	250	12	1/4"	47,5	26,5	17,5	17,5	22	DGWE-L-12-G 1/4"-wd
L	250	12	3/8"	47,5	26,5	17,5	17,5	22	DGWE-L-12-G 3/8"-wd
L	250	12	1/2"	58,5	33,5	23,0	23,0	22	DGWE-L-12-G 1/2"-wd
L	250	15	1/2"	58,5	33,5	24,0	24,0	27	DGWE-L-15-G 1/2"-wd
L	160	18	1/2"	58,5	33,5	23,5	23,5	32	DGWE-L-18-G 1/2"-wd
L	160	22	3/4"	66,0	38,0	27,5	27,5	36	DGWE-L-22-G 3/4"-wd
L	100	28	1"	72,0	42,5	29,5	29,5	41	DGWE-L-28-G 1"-wd
L	100	35	1 1/4"					50	DGWE-L-35-G 1 1/4"-wd
L	100	42	1 1/2"					60	DGWE-L-42-G 1 1/2"-wd

Series	Pressure	Tube O.D.		Approx. Dimensions					Order-Code
		D1	G	L1	L2	L3	SW1	SW3	
S	400	6	1/4"	47,5	26,5	18,5	18,5	17	DGWE-S-06-G 1/4"-wd
S	400	6	3/8"	47,5	26,5	18,5	18,5	17	DGWE-S-06-G 3/8"-wd
S	400	8	1/4"	47,5	26,5	18,5	18,5	19	DGWE-S-08-G 1/4"-wd
S	400	8	3/8"	47,5	26,5	18,5	18,5	19	DGWE-S-08-G 3/8"-wd
S	400	10	1/4"	47,5	26,5	18,0	18,0	22	DGWE-S-10-G 1/4"-wd
S	400	10	3/8"	47,5	26,5	18,0	18,0	22	DGWE-S-10-G 3/8"-wd
S	400	12	3/8"	47,5	26,5	18,0	18,0	24	DGWE-S-12-G 3/8"-wd
S	400	14	1/2"	58,5	33,5	25,0	25,0	27	DGWE-S-14-G 1/2"-wd
S	400	16	1/2"	58,5	33,5	24,5	24,5	30	DGWE-S-16-G 1/2"-wd
S	250	20	3/4"	66,0	38,0	26,5	26,5	36	DGWE-S-20-G 3/4"-wd
S	250	25	1"	72,0	42,5	29,0	29,0	46	DGWE-S-25-G 1"-wd
S	250	30	1 1/4"					50	DGWE-S-30-G 1 1/4"-wd
S	250	38	1 1/2"					60	DGWE-S-38-G 1 1/2"-wd

# Forgó Könyök Csatlakozók „BSP” Km Bevonattal / Rotary Couplings SC



Elbow Rotary Couplings

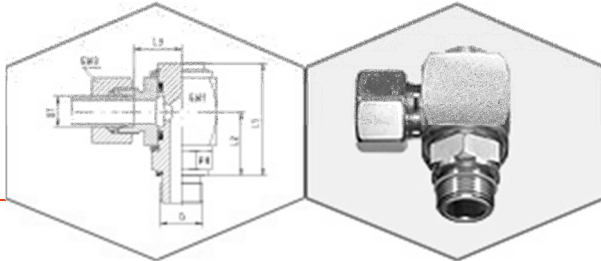
Thread G: BSP - Parallel

Construction: Bodies made from Steel Bar

Sealing Combination:

-O-ring + wd = Viton / FPM

-Backing Ring = PTFE



Series	Pressure	Tube O.D.		Approx. Dimensions					Order-Code
		D1	G	L1	L2	L3	SW1	SW3	
L	250	6	1/8"	47,0	26,5	16,5	16,5	14	DGWE-L-06-G 1/8"-wd-SC
L	250	6	1/4"	47,5	26,5	16,5	16,5	14	DGWE-L-06-G 1/4"-wd-SC
L	250	6	3/8"	47,5	26,5	16,5	16,5	14	DGWE-L-06-G 3/8"-wd-SC
L	250	8	1/4"	47,5	26,5	16,5	16,5	17	DGWE-L-08-G 1/4"-wd-SC
L	250	8	3/8"	47,5	26,5	16,5	16,5	17	DGWE-L-08-G 3/8"-wd-SC
L	250	10	1/4"	47,5	26,5	17,5	17,5	19	DGWE-L-10-G 1/4"-wd-SC
L	250	10	3/8"	47,5	26,5	17,5	17,5	19	DGWE-L-10-G 3/8"-wd-SC
L	250	12	1/4"	47,5	26,5	17,5	17,5	22	DGWE-L-12-G 1/4"-wd-SC
L	250	12	3/8"	47,5	26,5	17,5	17,5	22	DGWE-L-12-G 3/8"-wd-SC
L	250	12	1/2"	58,5	33,5	23,0	23,0	22	DGWE-L-12-G 1/2"-wd-SC
L	250	15	1/2"	58,5	33,5	24,0	24,0	27	DGWE-L-15-G 1/2"-wd-SC
L	160	18	1/2"	58,5	33,5	23,5	23,5	32	DGWE-L-18-G 1/2"-wd-SC
L	160	22	3/4"	66,0	38,0	27,5	27,5	36	DGWE-L-22-G 3/4"-wd-SC
L	100	28	1"	72,0	42,5	29,5	29,5	41	DGWE-L-28-G 1"-wd-SC

Series	Pressure	Tube O.D.		Approx. Dimensions					Order-Code
		D1	G	L1	L2	L3	SW1	SW3	
S	400	6	1/4"	47,5	26,5	18,5	18,5	17	DGWE-S-06-G 1/4"-wd-SC
S	400	6	3/8"	47,5	26,5	18,5	18,5	17	DGWE-S-06-G 3/8"-wd-SC
S	400	8	1/4"	47,5	26,5	18,5	18,5	19	DGWE-S-08-G 1/4"-wd-SC
S	400	8	3/8"	47,5	26,5	18,5	18,5	19	DGWE-S-08-G 3/8"-wd-SC
S	400	10	1/4"	47,5	26,5	18,0	18,0	22	DGWE-S-10-G 1/4"-wd-SC
S	400	10	3/8"	47,5	26,5	18,0	18,0	22	DGWE-S-10-G 3/8"-wd-SC
S	400	12	3/8"	47,5	26,5	18,0	18,0	24	DGWE-S-12-G 3/8"-wd-SC
S	400	14	1/2"	58,5	33,5	25,0	25,0	27	DGWE-S-14-G 1/2"-wd-SC
S	400	16	1/2"	58,5	33,5	24,5	24,5	30	DGWE-S-16-G 1/2"-wd-SC
S	250	20	3/4"	66,0	38,0	26,5	26,5	36	DGWE-S-20-G 3/4"-wd-SC
S	250	25	1"	72,0	42,5	29,0	29,0	46	DGWE-S-25-G 1"-wd-SC

# Forgó Könyök Csatlakozók „BSP” Km Test / Rotary Couplings OMD



Elbow Rotary Couplings

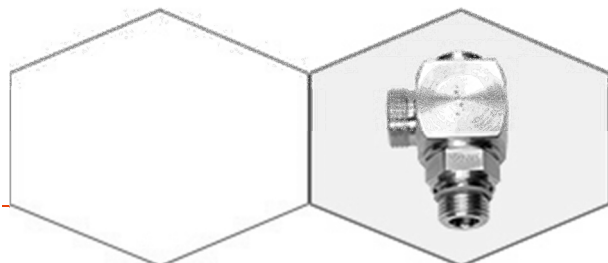
Thread G: BSP - Parallel

Construction: Bodies made from Steel Bar

Sealing Combination:

-O-ring + wd = Viton / FPM

-Backing Ring = PTFE



Series	Pressure PB	Tube O.D.		Approx. Dimensions				Order-Code OMD
		D1	G					
L	250	6	1/8"					DGWE-L-06-G 1/8"-wd-OMD
L	250	6	1/4"					DGWE-L-06-G 1/4"-wd-OMD
L	250	6	3/8"					DGWE-L-06-G 3/8"-wd-OMD
L	250	8	1/4"					DGWE-L-08-G 1/4"-wd-OMD
L	250	8	3/8"					DGWE-L-08-G 3/8"-wd-OMD
L	250	10	1/4"					DGWE-L-10-G 1/4"-wd-OMD
L	250	10	3/8"					DGWE-L-10-G 3/8"-wd-OMD
L	250	12	1/4"					DGWE-L-12-G 1/4"-wd-OMD
L	250	12	3/8"					DGWE-L-12-G 3/8"-wd-OMD
L	250	12	1/2"					DGWE-L-12-G 1/2"-wd-OMD
L	250	15	1/2"					DGWE-L-15-G 1/2"-wd-OMD
L	160	18	1/2"					DGWE-L-18-G 1/2"-wd-OMD
L	160	22	3/4"					DGWE-L-22-G 3/4"-wd-OMD
L	100	28	1"					DGWE-L-28-G 1"-wd-OMD

Series	Pressure PB	Tube O.D.		Approx. Dimensions				Order-Code OMD
		D1	G					
S	400	6	1/4"					DGWE-S-06-G 1/4"-wd-OMD
S	400	6	3/8"					DGWE-S-06-G 3/8"-wd-OMD
S	400	8	1/4"					DGWE-S-08-G 1/4"-wd-OMD
S	400	8	3/8"					DGWE-S-08-G 3/8"-wd-OMD
S	400	10	1/4"					DGWE-S-10-G 1/4"-wd-OMD
S	400	10	3/8"					DGWE-S-10-G 3/8"-wd-OMD
S	400	12	3/8"					DGWE-S-12-G 3/8"-wd-OMD
S	400	14	1/2"					DGWE-S-14-G 1/2"-wd-OMD
S	400	16	1/2"					DGWE-S-16-G 1/2"-wd-OMD
S	250	20	3/4"					DGWE-S-20-G 3/4"-wd-OMD
S	250	25	1"					DGWE-S-25-G 1"-wd-OMD