



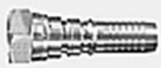
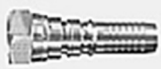

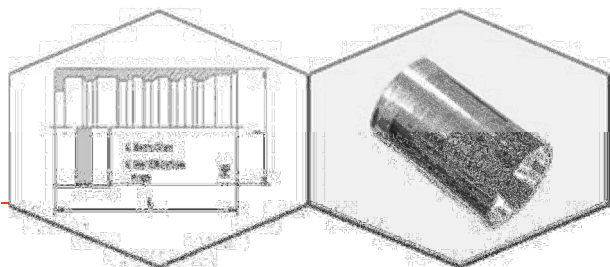


## Tartalom Jegyzék

Kép / Image	Sz. / No.	Termék Csoport / Product Groups	Oldal / Page
	<b>Kiszakadás biztos - Roppantó gyűrű / Interlock-Ferrules</b>		
		• P4-I	<b>3</b>
		• P6-I	<b>3</b>
		• P7-I	<b>4</b>
	<b>SFL + SFS Kiszakadás biztos Peremes Fitting / Interlock-Fittings SFL + SFS - Flange</b>		
		• Egyenes / Straight	<b>5</b>
		• 45°- Könyök / 45°-Elbow	<b>6</b>
		• 90°- Könyök / 90°-Elbow	<b>7</b>
	<b>DKOL Kiszakadás biztos Fitting / Interlock-Fittings - DKOL</b>		
		• Egyenes / Straight	<b>8</b>
		• 45°- Könyök / 45°-Elbow	<b>8</b>
		• 90°- Könyök / 90°-Elbow	<b>9</b>
	<b>DKOS Kiszakadás biztos Fitting / Interlock-Fittings - DKOS</b>		
		• Egyenes / Straight	<b>9</b>
		• 45°- Könyök / 45°-Elbow	<b>10</b>
		• 90°- Könyök / 90°-Elbow	<b>10</b>
	<b>JIC-37° - Kiszakadás biztos Fitting / Interlock-Fittings - JIC-37° - Nipples</b>		
		• Egyenes / Straight	<b>11</b>
		• 45°- Könyök / 45°-Elbow	<b>12</b>
		• 90°- Könyök / 90°-Elbow	<b>13</b>
	<b>DKOR 60°-Kiszakadás biztos Fitting / Interlock-Fittings - DKOR - 60°- Nipples</b>		
		• Egyenes / Straight	<b>14</b>
		• 45°- Könyök / 45°-Elbow	<b>14</b>
		• 90°- Könyök / 90°-Elbow	<b>15</b>
	<b>CES - Km- Kiszakadás biztos Tömlő Csatlakozó 24°-kúp / Interlock-Fittings - CES - Male Nipples - 24°-Cone</b>		
		• Km- Kiszakadás biztos Tömlő Csatlakozó / Interlock-Fittings - CES - Male Nipples - 24°-Cone	<b>15</b>

Kép / Image	Sz. / No.	Termék Csoport / Product Groups	Oldal / Page
		<b>AGR - Km- Kiszakadás biztos Tömlő Csatlakozó 60°-kúp / Interlock-Male Nipples - AGR - 60°-Cone</b>	
		• Km- Kiszakadás biztos Tömlő Csatlakozó / Interlock-Male-Nipples	<b>16</b>
		<b>JIC - Km- Kiszakadás biztos Tömlő Csatlakozó 74°-kúp / Interlock-Fittings - JIC-Male Nipples - 74°-Cone</b>	
		• Km- Kiszakadás biztos Tömlő Csatlakozó / Interlock-Fittings-JIC	<b>16</b>
		<b>AGN - Km- Kiszakadás biztos Tömlő Csatlakozó NPT Menettel / Interlock-NPT-Male - AGN-Nipples</b>	
		• Interlock-NPT-Male - AGN-Nipples	<b>17</b>

## Kiszakadás biztos - Roppantó gyűrű P4-I / Interlock-Ferrules P4-I



With Wire Trap Area - Heavy Series

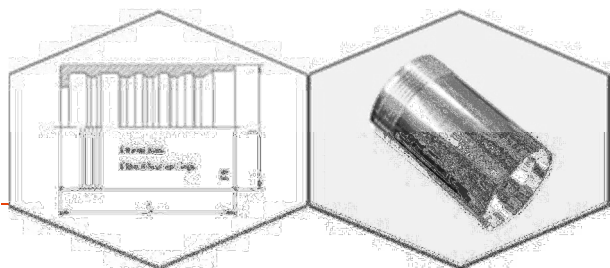
Interlock Series

External and internal skive

To use for Nipples Category 3.5-3.23

Hose	Bore	D	L	For Hose Type	Order-Code
DN	in.			For Hose Type	Order-Code
19	3/4"	38	56	4 SP + 4 SH	P4-I-DN 19
25	1"	46	75	4 SP + 4 SH + R 12	P4-I-DN 25
31	1 1/4"	55	85	4 SH	P4-I-DN 31
38	1 1/2"	64	100	4 SH	P4-I-DN 38
51	2"	78	103	4 SH	P4-I-DN 51

## Kiszakadás biztos - Roppantó gyűrű P6-I / Interlock-Ferrules P6-I



With Wire Trap Area - Heavy Series

Interlock Series

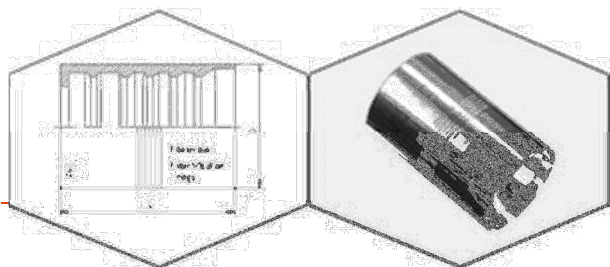
External and internal skive

To use for Nipples Category 3.5-3.23

Hose	Bore	D	L	For Hose Type	Order-Code
DN	in.			For Hose Type	Order-Code
19	3/4"	38,0	56	R 13	P6-I-DN 19
25	1"	46,0	75	R 13	P6-I-DN 25
31	1 1/4"	60,0	85	R 13	P6-I-DN 31
38	1 1/2"	70,0	100	R 13	P6-I-DN 38
51	2"	84,5	103	R 13	P6-I-DN 51



## Kiszakadás biztos - Roppantó gyűrű P7-I / Interlock-Ferrules P7-I



With Wire Trap Area - Heavy Series

Interlock Series

External and internal skive

To use for Nipples Category 3.5-3.23

Hose	Bore			For Hose Type	Order-Code
DN	in.	D	L		
19	3/4"	38	56	R 15	P7-I-DN 19
25	1"	46	75	R 15	P7-I-DN 25
31	1 1/4"	60	85	R 15	P7-I-DN 31
38	1 1/2"	70	100	R 15	P7-I-DN 38

# SFL + SFS Kiszakadás biztos Peremes T.Cs. / Interlock-Fittings SFL + SFS - Flange Straight



With Wire Trap Area - Heavy Series

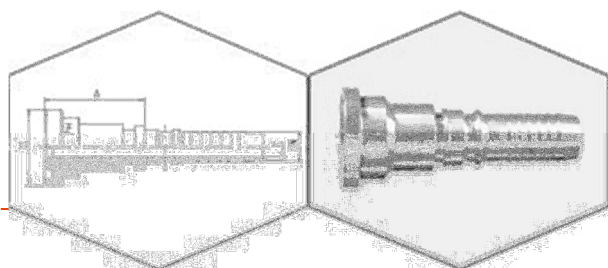
Interlock Series

SAE-ISO-Flange

SFL 3 = 3000 PSI - Straight

SFS 6 = 6000 PSI - Straight

Other sizes on request!



Hose DN	Bore in.	Flange Dimensions		Approx. Dimensions		Order-Code
		D	in.	A	C	
19	3/4"	38,1	3/4"	41,0	14,5	I-SFL3-3/4"-DN 19
19	3/4"	44,5	1"	44,5	14,5	I-SFL3-1"-DN 19
25	1"	44,5	1"	52,5	20,0	I-SFL3-1"-DN 25
25	1"	50,8	1 1/4"	53,0	20,0	I-SFL3-1 1/4"-DN 25
31	1 1/4"	50,8	1 1/4"	53,0	25,0	I-SFL3-1 1/4"-DN 31
31	1 1/4"	60,3	1 1/2"	50,5	25,0	I-SFL3-1 1/2"-DN 31
38	1 1/2"	60,3	1 1/2"	77,5	31,5	I-SFL3-1 1/2"-DN 38
38	1 1/2"	71,4	2"	72,0	31,5	I-SFL3-2"-DN 38
51	2"	71,4	2"	72,0	42,0	I-SFL3-2"-DN 51

Hose DN	Bore in.	Flange Dimensions		Approx. Dimensions		Order-Code
		D	in.	A	C	
19	3/4"	41,3	3/4"	52,0	14,5	I-SFS6-3/4"-DN 19
25	1"	47,5	3/4"	47,5	20,0	I-SFS6-3/4"-DN 25
19	3/4"	47,6	1"	44,5	14,5	I-SFS6-1"-DN 19
25	1"	47,6	1"	64,0	20,0	I-SFS6-1"-DN 25
25	1"	54,0	1 1/4"	54,5	20,0	I-SFS6-1 1/4"-DN 25
31	1 1/4"	54,0	1 1/4"	75,0	25,0	I-SFS6-1 1/4"-DN 31
31	1 1/4"	63,5	1 1/2"	75,5	25,0	I-SFS6-1 1/2"-DN 31
38	1 1/2"	63,5	1 1/2"	103,0	31,5	I-SFS6-1 1/2"-DN 38
38	1 1/2"	79,4	2"	75,0	31,5	I-SFS6-2"-DN 38
51	2"	79,4	2"	85,0	42,0	I-SFS6-2"-DN 51

# SFL + SFS Kiszakadás biztos Peremes T.Cs. 45°- Könyök / Interlock-Fittings SFL + SFS - Flange 45°-Elbow



With Wire Trap Area - Heavy Series

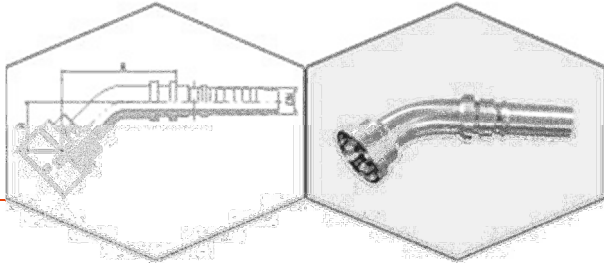
Interlock Series

SAE-ISO-Flange

SFL 3 = 3000 PSI - 45°-Elbow

SFS 6 = 6000 PSI - 45°-Elbow

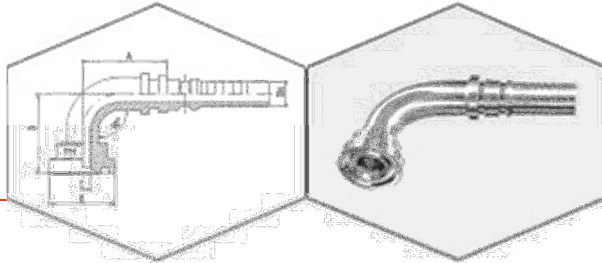
Other sizes on request!



Hose	Bore	Flange Dimensions		Approx. Dimensions			Order-Code		
		DN	in.	D	in.	A		B	C
19	3/4"			87,0	38,0	14,5	38,1	3/4"	I-SFL3-3/4"-45°-DN 19
19	3/4"			89,0	39,5	14,5	44,5	1"	I-SFL3-1"-45°-DN 19
25	1"			92,0	39,0	20,0	44,5	1"	I-SFL3-1"-45°-DN 25
25	1"			117,0	44,0	20,0	50,8	1 1/4"	I-SFL3-1 1/4"-45°-DN 25
31	1 1/4"			110,0	45,0	25,0	50,8	1 1/4"	I-SFL3-1 1/4"-45°-DN 31
31	1 1/4"			137,0	46,0	25,0	60,3	1 1/2"	I-SFL3-1 1/2"-45°-DN 31
38	1 1/2"			133,0	49,0	31,0	60,3	1 1/2"	I-SFL3-1 1/2"-45°-DN 38
38	1 1/2"			141,5	60,0	31,0	71,4	2"	I-SFL3-2"-45°-DN 38
51	2"			155,0	65,0	41,0	71,4	2"	I-SFL3-2"-45°-DN 51

Hose	Bore	Flange Dimensions		Approx. Dimensions			Order-Code		
		DN	in.	D	in.	A		B	C
19	3/4"			86,0	34,0	14,5	41,3	3/4"	I-SFS6-3/4"-45°-DN 19
25	1"			89,5	41,0	19,0	41,3	3/4"	I-SFS6-3/4"-45°-DN 25
19	3/4"			90,0	40,0	14,5	47,6	1"	I-SFS6-1"-45°-DN 19
25	1"			92,0	40,0	20,0	47,6	1"	I-SFS6-1"-45°-DN 25
25	1"			120,0	44,0	20,0	54,0	1 1/4"	I-SFS6-1 1/4"-45°-DN 25
31	1 1/4"			110,0	46,0	25,0	54,0	1 1/4"	I-SFS6-1 1/4"-45°-DN 31
31	1 1/4"			137,0	48,0	25,0	63,5	1 1/2"	I-SFS6-1 1/2"-45°-DN 31
38	1 1/2"			133,0	48,0	31,0	63,5	1 1/2"	I-SFS6-1 1/2"-45°-DN 38
38	1 1/2"			143,0	65,0	31,0	79,4	2"	I-SFS6-2"-45°-DN 38
51	2"			155,0	65,0	41,0	79,4	2"	I-SFS6-2"-45°-DN 51

# SFL + SFS Kiszakadás biztos Peremes T.Cs. 90°- Könyök / Interlock-Fittings SFL + SFS - Flange 90°-Elbow



With Wire Trap Area - Heavy Series

Interlock Series

SAE-ISO-Flange

SFL 3 = 3000 PSI - 90°-Elbow


SFS 6 = 6000 PSI - 90°-Elbow

Other sizes on request!

Hose DN	Bore in.	Flange Dimensions		Approx. Dimensions			Order-Code
		D	in.	A	B	C	
19	3/4"	78,0	70,0	14,5	38,1	3/4"	I-SFL3-3/4"-90°-DN 19
19	3/4"	77,0	71,0	14,5	44,5	1"	I-SFL3-1"-90°-DN 19
25	1"	82,0	75,0	20,0	44,5	1"	I-SFL3-1"-90°-DN 25
25	1"	105,0	88,0	20,0	50,8	1 1/4"	I-SFL3-1 1/4"-90°-DN 25
31	1 1/4"	102,0	91,5	25,0	50,8	1 1/4"	I-SFL3-1 1/4"-90°-DN 31
31	1 1/4"	123,0	95,0	25,0	60,3	1 1/2"	I-SFL3-1 1/2"-90°-DN 31
38	1 1/2"	122,5	105,0	31,0	60,3	1 1/2"	I-SFL3-1 1/2"-90°-DN 38
38	1 1/2"	124,0	121,0	31,0	71,4	2"	I-SFL3-2"-90°-DN 38
51	2"	144,0	137,0	41,0	71,4	2"	I-SFL3-2"-90°-DN 51

Hose DN	Bore in.	Flange Dimensions		Approx. Dimensions			Order-Code
		D	in.	A	B	C	
19	3/4"	78,0	67,0	14,5	41,3	3/4"	I-SFS6-3/4"-90°-DN 19
25	1"	80,0	81,5	19,0	41,3	3/4"	I-SFS6-3/4"-90°-DN 25
19	3/4"	77,0	72,0	14,5	47,6	1"	I-SFS6-1"-90°-DN 19
25	1"	82,0	77,0	20,0	47,6	1"	I-SFS6-1"-90°-DN 25
25	1"	108,0	90,0	20,0	54,0	1 1/4"	I-SFS6-1 1/4"-90°-DN 25
31	1 1/4"	102,0	93,5	25,0	54,0	1 1/4"	I-SFS6-1 1/4"-90°-DN 31
31	1 1/4"	124,0	96,0	25,0	63,5	1 1/2"	I-SFS6-1 1/2"-90°-DN 31
38	1 1/2"	122,5	107,0	31,0	63,5	1 1/2"	I-SFS6-1 1/2"-90°-DN 38
38	1 1/2"	124,0	121,5	31,0	79,4	2"	I-SFS6-2"-90°-DN 38
51	2"	144,0	142,0	41,0	79,4	2"	I-SFS6-2"-90°-DN 51

## DKOL Kiszakadás biztos Egy. Holl. Tömlő Csatlakozó/ Interlock-Fittings - DKOL Straight



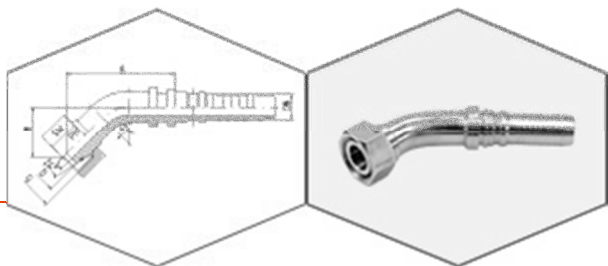
With Wire Trap Area

Interlock Series

DKOL - Straight - 24°-Cone

Hose	Bore	Thread	Tube O.D.	Approx. Dimensions			Order-Code
DN	in.	G	D	A	C	SW	
19	3/4"	M 30 x 2	22	38,5	14,0	36	I-DKOL-22-DN 19
25	1"	M 36 x 2	28	38,0	19,0	41	I-DKOL-28-DN 25
31	1 1/4"	M 45 x 2	35	42,0	25,0	50	I-DKOL-35-DN 31
38	1 1/2"	M 52 x 2	42	41,0	31,5	60	I-DKOL-42-DN 38

## DKOL Kiszakadás biztos Holl. Tömlő Csatlakozó 45°- Könyök / Interlock-Fittings - DKOL 45°-Elbow



With Wire Trap Area

Interlock Series

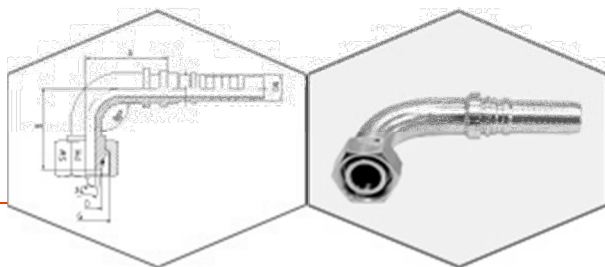
DKOL - 45°-Elbow - 24°-Cone

Hose	Bore	Thread	Tube O.D.	Approx. Dimensions				Order-Code
DN	in.	G	D	A	B	C	SW	
19	3/4"	M 30 x 2	22	95	45	14,5	36	I-DKOL-22-45°-DN 19
25	1"	M 36 x 2	28	102	50	19,0	41	I-DKOL-28-45°-DN 25
31	1 1/4"	M 45 x 2	35	120	50	25,0	50	I-DKOL-35-45°-DN 31
38	1 1/2"	M 52 x 2	42	140	61	31,0	60	I-DKOL-42-45°-DN 38





## DKOL Kiszakadás biztos Holl. Tömlő Csatlakozó 90°- Könyök / Interlock-Fittings - DKOL 90°-Elbow



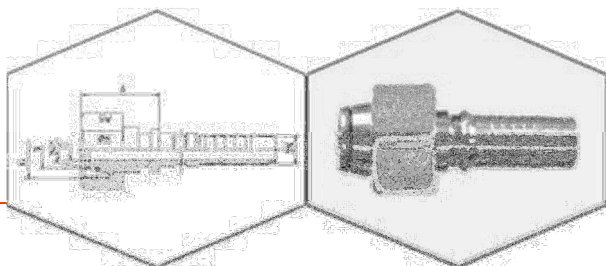
With Wire Trap Area

Interlock Series

DKOL - 90°-Elbow - 24°-Cone

Hose	Bore	Thread	Tube O.D.	Approx. Dimensions				Order-Code
DN	in.	G	D	A	B	C	SW	
19	3/4"	M 30 x 2	22	78,5	80	14,5	36	I-DKOL-22-90°-DN 19
25	1"	M 36 x 2	28	87	92	19,0	41	I-DKOL-28-90°-DN 25
31	1 1/4"	M 45 x 2	35	103	98	25,0	50	I-DKOL-35-90°-DN 31
38	1 1/2"	M 52 x 2	42	124	117	31,0	60	I-DKOL-42-90°-DN 38

## DKOS Kiszakadás biztos Holl. Tömlő Csatlakozó / Interlock-Fittings - DKOS Straight



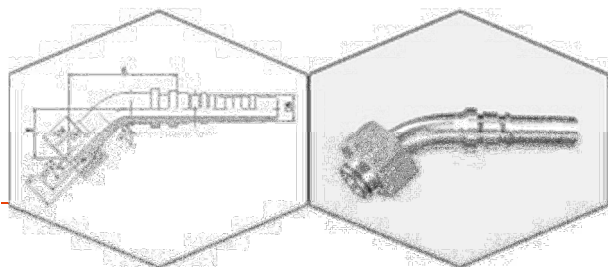
With Wire Trap Area - Heavy Series

Interlock Series

DKOS - Gerade - 24°-Cone

Hose	Bore	Thread	Tube O.D.	Approx. Dimensions			Order-Code
DN	in.	G	D	A	C	SW	
19	3/4"	M 30 x 2	20	34,5	14,0	36	I-DKOS-20-DN 19
19	3/4"	M 36 x 2	25	41,0	14,5	46	I-DKOS-25-DN 19
25	1"	M 36 x 2	25	38,5	20,0	46	I-DKOS-25-DN 25
25	1"	M 42 x 2	30	43,5	20,0	50	I-DKOS-30-DN 25
31	1 1/4"	M 52 x 2	38	48,5	25,0	60	I-DKOS-38-DN 31
38	1 1/2"	M 52 x 2	38	41,0	28,0	60	I-DKOS-38-DN 38
38	1 1/2"	M 68 x 2	50	51,5	31,5	80	I-DKOS-50-DN 38

## DKOS Kiszakadás biztos Holl. Tömlő Csatlakozó 45°- Könyök/ Interlock-Fittings - DKOS 45°-Elbow



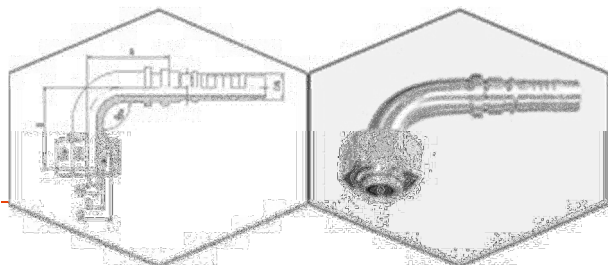
With Wire Trap Area - Heavy Series

Interlock Series

DKOS - 45°-Elbow - 24°-Cone

Hose	Bore	Thread	Tube O.D.	Approx. dimensions				Order-Code
DN	in.	G	D	A	B	C	SW	
19	3/4"	M 30 x 2	20	100	45	14,5	36	I-DKOS-20-45°-DN 19
19	3/4"	M 36 x 2	25	90	40	14,5	46	I-DKOS-25-45°-DN 19
25	1"	M 36 x 2	25	103	52	20,0	46	I-DKOS-25-45°-DN 25
25	1"	M 42 x 2	30	97	43	20,0	50	I-DKOS-30-45°-DN 25
31	1 1/4"	M 52 x 2	38	117	52	25,0	60	I-DKOS-38-45°-DN 31
38	1 1/2"	M 68 x 2	40	136	53	31,0	80	I-DKOS-50-45°-DN 38

## DKOS Kiszakadás biztos Holl. Tömlő Csatlakozó 90°- Könyök/ Interlock-Fittings - DKOS 90°-Elbow



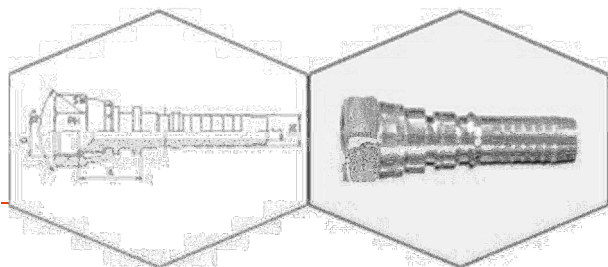
With Wire Trap Area - Heavy Series

Interlock Series

DKOS - 90°-Elbow - 24°-Cone

Hose	Bore	Thread	Tube O.D.	Approx. Dimensions				Order-Code
DN	in.	G	D	A	B	C	SW	
19	3/4"	M 30 x 2	20	78,5	83,0	14,5	36	I-DKOS-20-90°-DN 19
19	3/4"	M 36 x 2	25	75,0	76,0	14,5	46	I-DKOS-25-90°-DN 19
25	1"	M 36 x 2	25	84,0	95,5	20,0	46	I-DKOS-25-90°-DN 25
25	1"	M 42 x 2	30	84,0	83,0	20,0	50	I-DKOS-30-90°-DN 25
31	1 1/4"	M 52 x 2	38	103,0	101,0	25,0	60	I-DKOS-38-90°-DN 31
38	1 1/2"	M 68 x 2	50	125,0	111,0	31,0	80	I-DKOS-50-90°-DN 38

# JIC Kiszakadás biztos Egy. Holl. Tömlő Csatlakozó / Interlock- Fittings - JIC-37° - Nipples Straight



With Wire Trap Area - Heavy Series

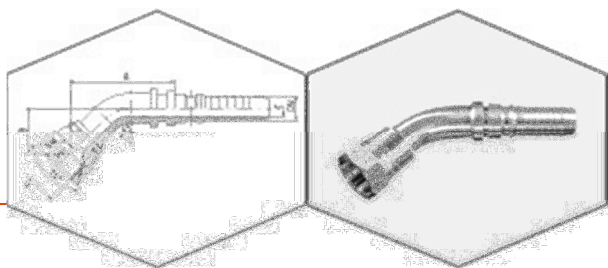
Interlock Series

JIC-37° - Female Nipples for Connectors with 74°-Cone

- Straight

Hose	Bore	Thread	Approx. Dimensions			Order-Code
			DN	in.	G=UN	
19	3/4"	1 1/16"-12				I-DKJ-1 1/16"-DN 19
19	3/4"	1 5/16"-12				I-DKJ-1 5/16"-DN 19
25	1"	1 5/16"-12				I-DKJ-1 5/16"-DN 25
25	1"	1 5/8"-12				I-DKJ 1 5/8"-DN 25
31	1 1/4"	1 5/8"-12				I-DKJ-1 5/8"-DN 31
31	1 1/4"	1 7/8"-12				I-DKJ-1 7/8"-DN 31
38	1 1/2"	1 7/8"-12				I-DKJ-1 7/8"-DN 38
38	1 1/2"	2 1/2"-12				I-DKJ-2 1/2"-DN 38
51	2"	2 1/2"-12				I-DKJ-2 1/2"-DN 51

# JIC Kiszakadás biztos Holl. Tömlő Csatlakozó 45°- Könyök / Interlock-Fittings - JIC-37° - Nipples 45°-Elbow



With Wire Trap Area - Heavy Series

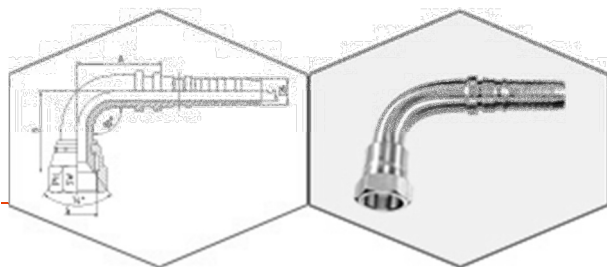
Interlock Series

JIC-37° - Female Nipples for Connectors with 74°-Cone

- 45°-Elbow

Hose	Bore	Thread	Approx. Dimensions				Order-Code
DN	in.	G=UN	A	B	C	SW	
19	3/4"	1 1/16"-12	93,0	37,5	14,5	32	I-DKJ-1 1/16"-45°-DN 19
19	3/4"	1 5/16"-12	93,0	43,5	14,5	41	I-DKJ-1 5/16"-45°-DN 19
25	1"	1 5/16"-12	101,0	47,0	20,0	41	I-DKJ-1 5/16"-45°-DN 25
25	1"	1 5/8"-12	123,0	51,0	20,0	50	I-DKJ-1 5/8"-45°-DN 25
31	1 1/4"	1 5/8"-12	116,5	49,0	25,0	50	I-DKJ-1 5/8"-45°-DN 31
31	1 1/4"	1 7/8"-12	146,0	52,0	25,0	60	I-DKJ-1 7/8"-45°-DN 31
38	1 1/2"	1 7/8"-12	130,0	50,0	31,0	60	I-DKJ-1 7/8"-45°-DN 38
38	1 1/2"	2 1/2"-12					I-DKJ-2 1/2"-45°-DN 38
51	2"	2 1/2"-12	166,5	78,0	41,0	70	I-DKJ-2 1/2"-45°-DN 51

## JIC Kiszakadás biztos Holl. Tömlő Csatlakozó 90°- Könyök / Interlock-Fittings - JIC-37° - Nipples 90°-Elbow



With Wire Trap Area - Heavy Series

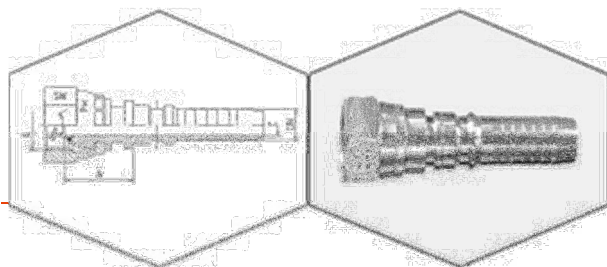
Interlock Series

JIC-37° - Female Nipples for Connectors with 74°-Cone

- 90°-Elbow

Hose	Bore	Thread	Approx. Dimensions				Order-Code
			DN	in.	G=UN	A	
19	3/4"	1 1/16"-12	79	72,0	14,5	32	I-DKJ-1 1/16"-90°-DN 19
19	3/4"	1 5/16"-12	78	79,0	14,5	41	I-DKJ-1 5/16"-90°-DN 19
25	1"	1 5/16"-12	85	86,0	20,0	41	I-DKJ-1 5/16"-90°-DN 25
25	1"	1 5/8"-12	107	93,0	20,0	50	I-DKJ-1 5/8"-90°-DN 25
31	1 1/4"	1 5/8"-12	103	96,0	25,0	50	I-DKJ-1 5/8"-90°-DN 31
31	1 1/4"	1 7/8"-12	125	98,0	25,0	60	I-DKJ-1 7/8"-90°-DN 31
38	1 1/2"	1 7/8"-12	122	107,0	31,0	60	I-DKJ-1 7/8"-90°-DN 38
38	1 1/2"	2 1/2"-12					I-DKJ-2 1/2"-90°-DN 38
51	2"	2 1/2"-12	145	151,5	41,0	70	I-DKJ-2 1/2"-90°-DN 51

## DKOR - 60°- Kiszakadás biztos Holl. Tömlő Csatlakozó / Interlock-Fittings - DKOR - 60°-Nipples Straight



With Wire Trap Area - Heavy Series

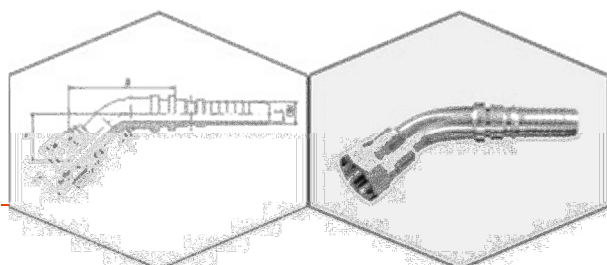
Interlock Series

DKOR - with O-ring and BSP Union Nut

For Connectors with 60°-Cone - Straight

Hose DN	Bore in.	Thread G	Approx. Dimensions			Order-Code
			A	C	SW	
19	3/4"	3/4"-14	32	14,5	32	I-DKOR-3/4"-DN 19
25	1"	1"-11	39	20,0	41	I-DKOR-1"-DN 25
31	1 1/4"	1 1/4"-11	42	25,0	50	I-DKOR-1 1/4"-DN 31
38	1 1/2"	1 1/2"-11	40	31,5	60	I-DKOR-1 1/2"-DN 38
51	2"	2"-11	39	42,0	70	I-DKOR-2"-DN 51

## DKOR - 60°- Kiszakadás biztos Holl. Tömlő Cs. 45°- Könyök / Interlock-Fittings - DKOR - 60°-Nipples 45°-Elbow



With Wire Trap Area - Heavy Series

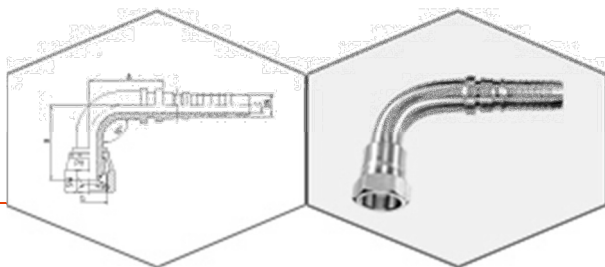
Interlock Series

DKOR - with O-ring and BSP Union Nut

For Connectors with 60°-Cone - 45°-Elbow

Hose DN	Bore in.	Thread G	Approx. Dimensions				Order-Code
			A	B	C	SW	
19	3/4"	3/4"-14	90	39	14,5	32	I-DKOR-3/4"-45°-DN 19
25	1"	1"-11	97	46	20,0	41	I-DKOR-1"-45°-DN 25
31	1 1/4"	1 1/4"-11	117	52	25,0	50	I-DKOR-1 1/4"-45°-DN 31
38	1 1/2"	1 1/2"-11	134	49	31,0	60	I-DKOR-1 1/2"-45°-DN 38
51	2"	2"-11	170	81	41,0	70	I-DKOR-2"-45°-DN 51

## DKOR - 60°- Kiszakadás biztos Holl. Tömlő Cs. 90°- Könyök / Interlock-Fittings - DKOR - 60°-Nipples 90°-Elbow



With Wire Trap Area - Heavy Series

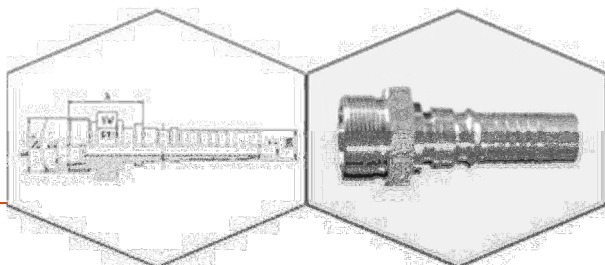
Interlock Series

DKOR - with O-ring and BSP Union Nut

For Connectors with 60°-Cone - 90°-Elbow

Hose	Bore	Thread	Approx. Dimensions				Order-Code
DN	in.	G	A	B	C	SW	
19	3/4"	3/4"-14	77	75	14,5	32	I-DKOR-3/4"-90°-DN 19
25	1"	1"-11	83	85	20,0	41	I-DKOR-1"-90°-DN 25
31	1 1/4"	1 1/4"-11	103	100	25,0	50	I-DKOR-1 1/4"-90°-DN 31
38	1 1/2"	1 1/2"-11	118	110	31,0	60	I-DKOR-1 1/2"-90°-DN 38
51	2"	2"-11	146	152	41,0	70	I-DKOR-2"-90°-DN 51

## CES - Km- Kiszakadás biztos Tömlő Csatlakozó 24°-kúp / Interlock-Fittings - CES - Male Nipples - 24°-Cone



With Wire Trap Area - Heavy Series

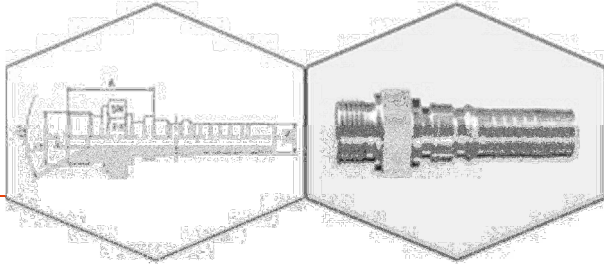
Interlock Series

CES with 24°-Cone for Compression Couplings DIN 2353 /

DIN EN ISO 8434-1

Hose	Bore	Thread	Tube O.D.	Approx. Dimensions			Order-Code
DN	in.	G	D	A	C	SW	
19	3/4"	M 30 x 2	20	37,5	14,5	32	I-CES-20-DN 19
19	3/4"	M 36 x 2	25	36,0	14,5	36	I-CES-25-DN 19
25	1"	M 36 x 2	25	43,0	20,0	36	I-CES-25-DN 25
25	1"	M 42 x 2	30	40,0	20,0	46	I-CES-30-DN 25
31	1 1/4"	M 52 x 2	38	44,5	25,0	55	I-CES-38-DN 31

## AGR - Km- Kiszakadás biztos Tömlő Csatlakozó 60°-Kúp / Interlock-Male Nipples - AGR - 60°-Cone

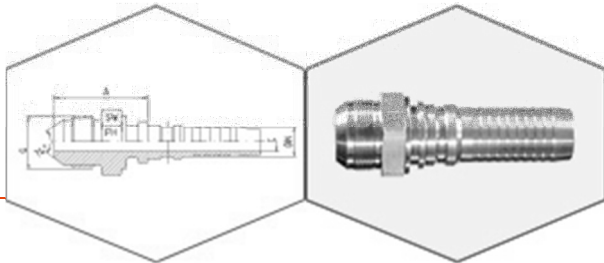


With 60°-Cone and Sealing Shoulder Form B

Thread: BSP - Parallel

Hose	Bore	Thread	Approx. Dimensions			Order-Code
DN	in.	G	A	C	SW	
19	3/4"	3/4"-14	40,5	14,5	32	I-AGR-3/4"-DN 19
19	3/4"	1"-11			41	I-AGR-1"-DN 19
25	1"	1"-11	48,5	20,0	41	I-AGR-1"-DN 25
31	1 1/4"	1 1/4"-11	44,0	25,0	50	I-AGR-1 1/4"-DN 31
38	1 1/2"	1 1/2"-11	54,0	31,5	55	I-AGR-1 1/2"-DN 38
51	2"	2"-11	52,5	42,0	70	I-AGR-2"-DN 51

## JIC - Km- Kiszakadás biztos Tömlő Csatlakozó 74°-Kúp / Interlock-Fittings - JIC-Male Nipples - 74°-Cone



With Wire Trap Area - Heavy Series

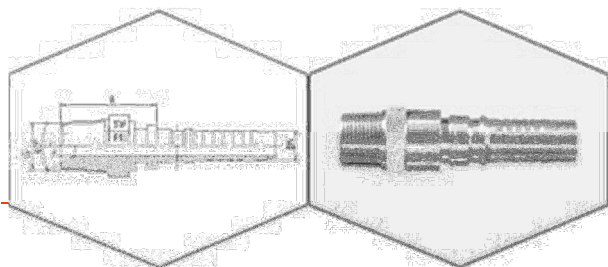
Interlock Series

JIC-Male - 74°-Cone

Hose	Bore	Thread	Approx. Dimensions			Order-Code
DN	in.	G=UN	A	C	SW	
19	3/4"	1 1/16"-12	48,5	14,5	30	I-AGJ-1 1/16"-DN 19
25	1"	1 5/16"-12	48,0	20,0	36	I-AGJ-1 5/16"-DN 25
31	1 1/4"	1 5/8"-12	48,0	25,0	46	I-AGJ-1 5/8"-DN 31
38	1 1/2"	1 7/8"-12	57,0	31,5	50	I-AGJ-1 7/8"-DN 38
51	2"	2 1/2"-12	60,0	42,0	65	I-AGJ-2 1/2"-DN 51



## AGN - Km- Kiszakadás biztos Tömlő Csatlakozó NPT Menettel/ Interlock-NPT-Male - AGN-Nipples



With 60°-Cone  
Interlock Series

Hose DN	Bore in.	Thread G=NPT	Approx. Dimensions			Order-Code
			A	C	SW	
19	3/4"	3/4"-14	41,0	14,5	30	I-AGN-3/4"-DN 19
19	3/4"	1"-11,5		14,5	36	I-AGN-1"-DN 19
25	1"	1"-11,5	65,5	20,0	36	I-AGN-1"-DN 25
31	1 1/4"	1 1/4"-11,5	53,0	25,0	46	I-AGN-1 1/4"-DN 31
38	1 1/2"	1 1/2"-11,5	60,5	31,0	50	I-AGN-1 1/2"-DN 38
51	2"	2"-11,5	53,0	42,0	65	I-AGN-2"-DN 51